

HITACHI

Reliable Solutions

Hitachi Construction Machinery Group

LANDCROS

Japanese Excellence—Reliable Solutions



ZAXIS490

ZAXIS490 | 7G SERIES

HYDRAULIC EXCAVATOR

Model Name	: ZX490-7G / ZX490LC-7G	ZX490H-7G / ZX490LCH-7G
Engine Power	: 296 kW (397HP)	296 kW (397HP)
Operating Weight	: 46 500 – 49 000 Kg	47 000 – 48 900 Kg
Bucket capacity	: 1.60 – 3.40 m ³	1.90 – 3.0 m ³

www.hitachicm.com/ae



GET MORE FROM YOUR MACHINE

You're at the heart of Hitachi Construction Machinery's design for its latest range of excavators. To continuously improve on previous generation machines, we've focused on enhancing your profit in business.

We have made cost reduction for our customers our top priority and, in doing so, have achieved reduced fuel consumption. The cab has been redesigned to improve the operator's working environment and controllability, with production also expected to improve.

An engine that already has a proven track record of high reliability has been adopted, and we have placed further work in it to make it even more robust. Remote failure diagnosis, monitoring.



High Productivity and Low Fuel Consumption



High Durability and Safety



Smooth Operation and Maximum Comfort



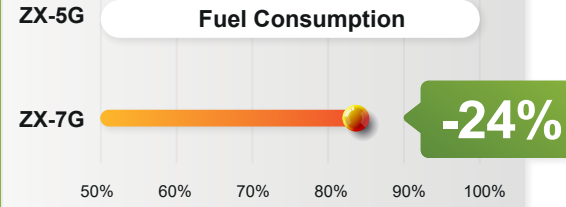
Smart Machine Management

TOUGHER THAN EVER

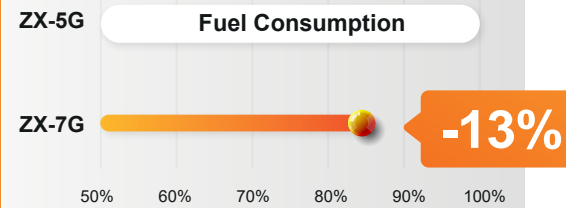
STATE OF THE ART HIGHLY EFFICIENT ENGINE, WITH PROVEN DURABILITY



ECO
Mode



PWR
Mode



*EGR-LESS

- Upgraded Pistons
- Upgraded Fuel lines
- Upgraded *DLC coated Fuel pump
- Upgraded *DLC coated injectors
- Upgraded Engine cooling Circuit

*Exhaust Gas Recirculation (EGR)
*Diamond Like Carbon (*DLC) coatings

HIOS V HYDRAULIC SYSTEM

Efficient hydraulic control, resulting in speedy movement of front attachments. Fine-tuned hydraulic pump control, reduce unnecessary load on the engine. Compared with ZX490-5G PWR Mode: ZX490-7G PWR mode saving: 9274 Liters / Year
ZX490-7G ECO mode saving: 21197 Liters / Year

*Calculated based on HCM standard assumed operation
Comparison at total fuel consumption (May be varied depending on work mode / work condition)



NEW EFFICIENT FEATURE

ECO GAUGE

Displays the current fuel consumption during an operation, helps to support the operator in achieving lower fuel consumption



AUTO SHUTDOWN

Automatic shut down of engine after specific time of idling

ECO MODE

Higher fuel efficiency

ECO GUIDANCE

Prompts the operator to better fuel economy

SMOOTH OPERATION



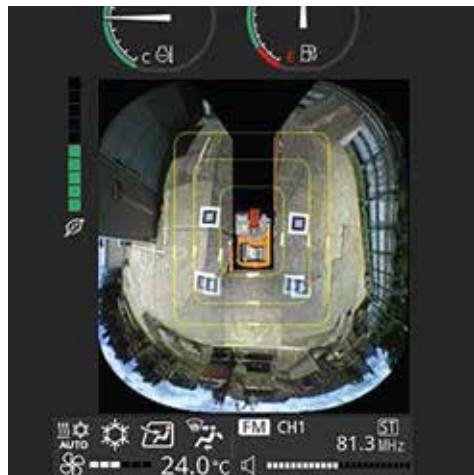
BETTER OPERABILITY

In the cab of the Zaxis-7G, enhanced comfort and safety features are at your fingertips, offering the power to perform greater productivity with ease as well as reduced fatigue.



HIGH VISIBILITY


SMOOTH OPERATION



8-inch Hi-res monitor
Multi functions Screen
Customize function
USB power supply



Rigid high feedback
Control Knobs
Easy and precise to use
under harsh condition




AERIAL ANGLE (Option)
270-degree bird's
eye-view camera system
is available as an option



Lever High adjustment
One Touch adjustment
Synchronize Consul
adjustment
Slimer Pilot Shut lever



New Designed
2 Working LED Light
Additional Cab
(Front/Rear) LED Light
(Option)



Spacious cabin
ROPS Compliant CRES7
Cab (ISO 12117-2:2008)
New OPG Front
Guard Level II

HIGH DURABILITY AND RELIABILITY

Completing a project on time and on budget depends on the ability of your construction equipment to perform all day, every day. That's why Hitachi construction machinery owners have profited from generations of reliable and durable machinery. Hitachi Construction Machinery is always conscious of improving long-term reliability in its machine development. High long-term reliability is good in not only performance all day, every day but also for resale value.

H Boom

Complete joint penetration has been applied to areas where the load is focused, and durability and reliability have been further improved.



H Arm

A forged boss is used in the arm rod. Complete joint penetration has been applied to areas where the load is focused, and durability and reliability have been further improved.



Rock bucket (ZX490H-7G, ZX490LCH-7G only)

A rock bucket has been adopted in consideration for sites requiring heavier excavator work. Equipped with horizontal wear plates and two-piece side shrouds for increased durability.



Undercarriage (ZX490H-7G, ZX490LCH-7G only)

Full track guard. Protects the lower roller and link from boulders and extending the unit's operating life.



Equipped with an Expansion tank
 ✓ Improving the reliability of the engine cooling performance



An engine with improved reliability

The engine is a highly reliable model that has already been adopted previously. In adopting it for the ZX-7G, we have put in our efforts to further increase durability and to BOOST your uptime. EGR (Exhaust Gas Recirculation) is removed from the engine, increasing its durability for using low-quality fuel.



H-front attachment
 (Same as the standard model)

H/R Cab (ZX490H-7G, ZX490LCH-7G only)



A reinforced cab for H&R specification machines with a reinforced windshield and a FOPS* guard that protects the cab from falling objects. The front has a laminated straight glass front window that shuts out dust. The cab front guard, also complies with the ISO standard OPG**.

*FOPS: Falling-Object Protective Structure
 **OPG: Operator Protective Guards

Reinforced undercover
 (ZX490H-7G, ZX490LCH-7G only)

Laminated straight glass front window

SIMPLIFIED MAINTENANCE



Regular maintenance is essential for the machine to achieve high performance. ZAXIS excavators are designed for ease of regular maintenance. Simple and easy maintenance keeps the machine in good condition and keeps its high performance.

Easy to clean Radiator / Oil cooler / Inter cooler core



Easy access to filters

Filter locations are concentrated in the pump room

- 1 Fuel main filter
- 2 Fuel pre-filter with water separator
- 3 Engine oil filter



Remote lubrication of arm-end pin

Reducing the risk of mud stuck in the lubrication port
Performs smooth lubrication



Easy-access air conditioner condenser

The condenser can be opened
Easy to clean radiator/Oil cooler /Inter cooler core with simple air blowing



Dust-proof indoor net

Provided at the front of radiator
Easy to be removed and cleaned



Cleaning port for radiator/ Oil cooler/Inter cooler core

The cover can be opened
without the need for any tools
Easy to clean radiator/Oil cooler /Inter
cooler core with simple air blowing

WARRANTY & SERVICE

HITACHI offer Various Machine supporting
programs and Service contract up to

5 Years / 10,000 Hrs.


- Genuine oil
- Genuine Filters
- Labor
- ConSite monitoring

* Terms and condition apply



ATTACHMENTS AND OPTIONS

Change flow settings using
the multifunctional monitor.
Register names for each
of the settings.
16 types of pressure and
flow can be preset

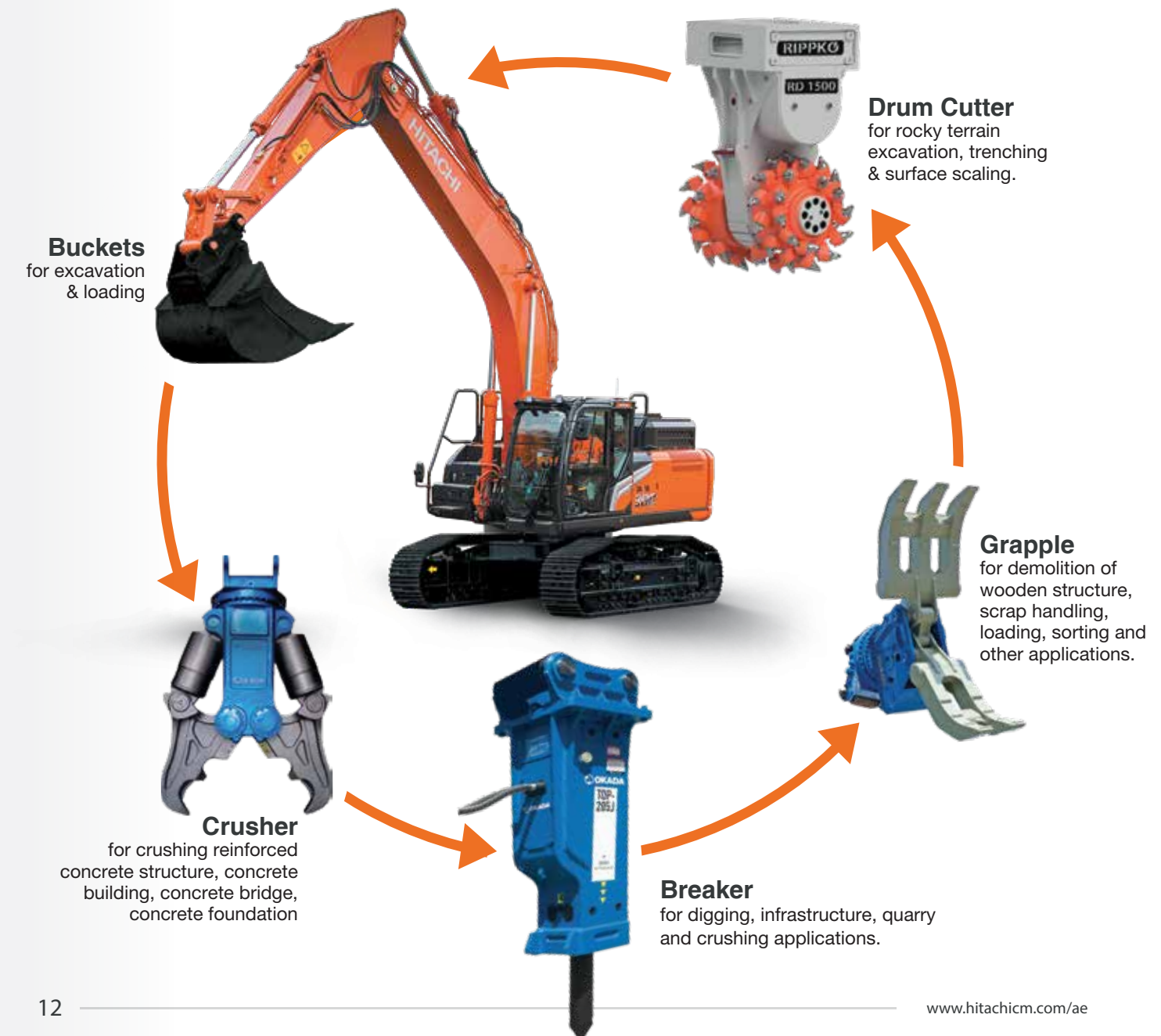


HMEC Customized options

- Buckets up to 3.0 m3(GP/HD/RP)
- Breakers (open/closed Type)
- Cutting Drums (Drum/chain Type)
- Machine Guidance system
- Fleet Management system
- Quick Coupler
- Crusher
- Grapple



Hour meter for the breaker



SMART MACHINE MANAGEMENT

Hitachi Construction Machinery offers a wide range of after-sales services to help you feel in total control of your fleet and workload. These initiatives give you access to vital data and tools to manage your machine.



DATA REPORT

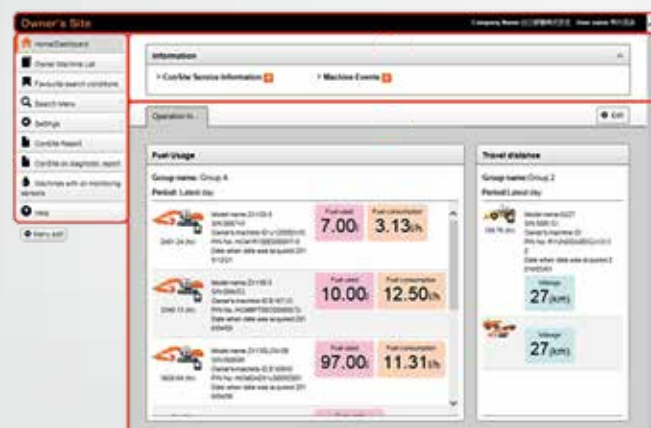
Regular reports inform you of the machine's operation status. Emergency reports inform you of alarm information. The stable operation of the machine is further supported with two types of reports visualizing the machine's daily operation status.

MONTHLY REPORT

Regular reports on the operating status of each machine.

ALARM REPORT

If an emergency alarm is generated from a sensor mounted on the machine, its alarm content is reported by e-mail in a timely manner. You can receive it on your computer, mobilephone, or smartphone (communication format is via e-mail).



OWNER'S SITE

Owner's Site is an application designed to manage maintenance intervals or maintenance history of machines.

With machines which are equipped with a communication terminal, you can get to know, on PC, their operation status, operation locations, remaining amounts of fuel, and other information as of yesterday.



ConSite Pocket

ConSite Pocket sends you real-time alerts for issues arising with your machine. You'll receive recommendations on what to do and step-by-step help guides. The app also enables you to see the location of your fleet.

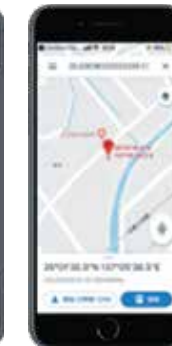
- Use your smartphone to check monthly reports, alarm reports, as well as machine operating positions.
- If an alarm report is generated, the system will notify you immediately using a push notification.



Monthly report



Machine finder



Location information

movie for further info.



ConSite Shot

This is a smartphone application that allows you to easily perform daily inspections of your machines and rental warehousing / delivery management.

- You can easily create high-quality inspection reports and share information within your company or with agents etc.
- Customers who have rental machines can also use it during rental warehousing / delivery inspections.



Load condition



Acceptance or delivery inspection of rental machines



Inspection report with condition photo

movie for further info.



Oil monitoring sensors (Option)

Oil for a hydraulic system is like blood for a human body. Oil monitoring sensors, each of which is installed in the engine and the hydraulic system, monitor oil conditions during operating of the machine. They contribute to preventive maintenance and extending the life of the machine by detecting abnormalities of oil.

Function of ConSite OIL

Condition of oil, which is difficult to judge, is now monitored and judged by oil monitoring sensors for each individual machine.



Oil sensors monitor two types of oil, engine oil and hydraulic oil.



If deterioration or contamination of oil is detected, it's to be reported on the following day.



Preventive maintenance can be properly carried out since oil replacement timings and abnormal values of oil condition are notified of.

Detection of sudden changes of oil condition

Even after expiration of the warranty periods, monitoring continues until the machine will be scrapped.

Contribution to reduction of the life cycle cost of the machine

VARIOUS OPTIONS



Rotary Tilt



Grip Switch Function



Rock Bucket




Maintenance free Pre-Cleaner (Standard)



Simplified drainage of engine oil (Standard)



Disconnect Switch (Standard)



Bluetooth integrated radio (Standard)



Aerial angle 270-Degree



Rear View Camera (Standard)



90 degree swing front guard (Standard)



OPT Level II guard with opening / closing function (Standard)

SPECIFICATIONS

ENGINE	
Model	Isuzu AE-6WG1XWSA
Type	4-cycle water-cooled, common rail direct injection
Aspiration	Variable geometry turbocharged, intercooled
No. of cylinders	6
Rated power	
ISO 14396 : 2002 gross	296 kW (397 HP) at 1 800 min ⁻¹ (rpm)
ISO 9249 : 2007 net	295 kW (396 HP) at 1 800 min ⁻¹ (rpm)
Maximum torque	1 932 Nm (197 kgfm) at 1 400 min ⁻¹ (rpm)
Piston displacement	15.681 L
Bore and stroke	147 mm x 154 mm
Batteries	2 x 12 V

HYDRAULIC SYSTEM			
Hydraulic Pumps			
Main pumps	2 variable displacement axial piston pumps		
Maximum oil flow	2 x 385 L/min		
Pilot pump	1 gear pump		
Maximum oil flow	30 L/min		
Hydraulic Motors			
Travel	2 variable displacement axial piston motors		
Swing	2 axial piston motor		
Relief Valve Settings			
Implement circuit	31.9 MPa (325 kgf/cm ²)		
Swing circuit	28.4 MPa (290 kgf/cm ²)		
Travel circuit	35.3 MPa (360 kgf/cm ²)		
Pilot circuit	3.9 MPa (40 kgf/cm ²)		
Power boost	35.3 MPa (360 kgf/cm ²)		
Hydraulic Cylinders			
	Quantity	Bore	Rod diameter
Boom	2	170 mm	115 mm
Arm	1	190 mm	130 mm
Bucket	1	170 mm	120 mm

UPPERSTRUCTURE	
Revolving Frame	
D-section frame for resistance to deformation.	
Swing Device	
Axial piston motor with planetary reduction gear is bathed in oil. Swing circle is single-row. Swing parking brake is spring-set/hydraulicreleased disc type.	
Swing speed	9.6 min ⁻¹ (rpm)
Swing torque	148 kNm (15 100 kgfm)

UNDERCARRIAGE	
Tracks	
Heat-treated connecting pins with dirt seals. Hydraulic (grease) track adjusters with shock-absorbing recoil springs.	
Numbers of Rollers and Shoes on Each Side	
Upper rollers	2
Lower rollers	8 : ZX490-7G / ZX490H-7G
	9 : ZX490LC-7G / ZX490LCH-7G
Track shoes	49 : ZX490-7G / ZX490H-7G
	53 : ZX490LC-7G / ZX490LCH-7G
Track guards	1 : ZX490-7G
	2 : ZX490LC-7G
	Full track guard : ZX490H-7G / ZX490LCH-7G /
Travel Device	
Each track driven by axial piston motor through reduction gear for counterrotation of the tracks. Parking brake is spring-set/hydraulic-released disc type. Automatic transmission system: High-Low.	
Travel speeds	High : 0 to 5.6 km/h
	Low : 0 to 3.8 km/h
Maximum traction force	329 kN (33 600 kgf)
Gradeability	70 % (35 degree) continuous

SERVICE REFILL CAPACITIES	
Fuel tank	675.0 L
Engine coolant	75.0 L
Engine oil	52.0 L
Swing device (each)	6.5 L
Travel device (each side)	11.0 L
Hydraulic system	510.0 L
Hydraulic oil tank	290.0 L

WEIGHTS AND GROUND PRESSURE

Operating Weight and Ground Pressure

ZX490-7G

Shoe grouser type	Shoe width mm	Arm type	Boom type	Bucket Capacity (ISO7451 : 2007 heaped)	Operating weight		Ground pressure	
					kg	kPa	kgf/cm ²	
Triple or double	600	2.5 m BE	6.3 m BE	2.5 m ³ Bucket	47 000	80	0.82	
		3.4 m H	7.0 m H	1.9 m ³ Bucket	46 500	79	0.81	
Triple	750	2.5 m BE	6.3 m BE	2.5 m ³ Bucket	47 700	65	0.66	
		3.4 m H	7.0 m H	1.9 m ³ Bucket	47 200	64	0.65	

ZX490LC-7G

Shoe grouser type	Shoe width mm	Arm type	Boom type	Bucket Capacity (ISO7451 : 2007 heaped)	Operating weight		Ground pressure	
					kg	kPa	kgf/cm ²	
Triple or double	600	2.5 m BE	6.3 m BE	2.65 m ³ Bucket	48 300	82	0.84	
		3.4 m H	7.0 m H	2.1 m ³ Bucket	47 800	81	0.83	
Triple	750	2.5 m BE	6.3 m BE	2.65 m ³ Bucket	49 000	66	0.67	
		3.4 m H	7.0 m H	2.1 m ³ Bucket	48 500	66	0.67	

ZX490H-7G

Shoe grouser type	Shoe width mm	Arm type	Boom type	Bucket Capacity (ISO7451 : 2007 heaped)	Operating weight		Ground pressure	
					kg	kPa	kgf/cm ²	
Triple or double	600	3.4 m H	7.0 m H	1.9 m ³ Rock bucket	47 000	80	0.82	

ZX490LCH-7G

Shoe grouser type	Shoe width mm	Arm type	Boom type	Bucket Capacity (ISO7451 : 2007 heaped)	Operating weight		Ground pressure	
					kg	kPa	kgf/cm ²	
Triple or double	600	2.5 m BE	6.3 m BE	2.5 m ³ Rock bucket	48 600	82	0.84	
		3.4 m H	7.0 m H	1.9 m ³ Rock bucket	48 200	82	0.84	

BUCKET AND ARM DIGGING FORCE

ZX490-7G / ZX490LC-7G

Boom length	6.3 m BE				7.0 m H			
	2.5 m BE		2.9 m BE		2.9 m BE		3.4 m H	
	kN	kgf	kN	kgf	kN	kgf	kN	kgf
Bucket digging force* ISO 6015 : 2006	285	29 130	285	29 130	285	29 130	286	29 230
Arm crowd force* ISO 6015 : 2006	294	30 050	256	26 140	259	26 450	222	22 640

* At power boost

ZX490H-7G / ZX490LCH-7G

Boom length	6.3 m BE				7.0 m H			
	2.5 m BE		2.9 m BE		2.9 m BE		3.4 m H	
	kN	kgf	kN	kgf	kN	kgf	kN	kgf
Bucket digging force* ISO 6015 : 2006	295	30 150	295	30 150	295	30 150	296	30 260
Arm crowd force* ISO 6015 : 2006	302	30 770	263	26 860	263	26 860	224	22 850

* At power boost

BACKHOE ATTACHMENTS

ZX490-7G

Bucket	Capacity (m ³) ISO 7451 : 2007 heaped	Width (mm)		No. of teeth	Weight (kg)	Boom 6.3 m BE		Boom 7.0 m H	
		Without side cutters	With side cutters			Arm 2.5 m BE	Arm 2.9 m BE	Arm 2.9 m BE	Arm 3.4 m H
Hoe bucket	1.6	1 220	1 360	5	1 480	-	-	□	□
	1.9	1 400	1 540	5	1 590	-	-	□	□
	2.1	1 490	1 630	5	1 650	-	-	□	○
	2.3	1 520	1 660	5	1 800	□	□	○	-
	2.5	1 630	1 770	5	1 870	□	○	-	-
	2.65	1 720	1 860	5	1 930	○	-	-	-
Applicable shoe type						600 mm Triple grouser or double grouser 750 mm Triple grouser			

ZX490LC-7G

Bucket	Capacity (m ³) ISO 7451 : 2007 heaped	Width (mm)		No. of teeth	Weight (kg)	Boom 6.3 m BE		Boom 7.0 m H	
		Without side cutters	With side cutters			Arm 2.5 m BE	Arm 2.9 m BE	Arm 2.9 m BE	Arm 3.4 m H
Hoe bucket	1.6	1 220	1 360	5	1 480	-	-	□	□
	1.9	1 400	1 540	5	1 590	-	-	□	□
	2.1	1 490	1 630	5	1 650	-	-	□	□
	2.3	1 520	1 660	5	1 800	□	□	□	○
	2.5	1 630	1 770	5	1 870	□	□	-	-
	2.65	1 720	1 860	5	1 930	□	○	-	-
Applicable shoe type						600 mm Triple grouser or double grouser 750 mm Triple grouser			

ZX490H-7G

Bucket	Capacity (m ³) ISO 7451 : 2007 heaped	Width (mm)		No. of teeth	Weight (kg)	Boom 6.3 m BE		Boom 7.0 m H	
		Without side cutters	With side cutters			Arm 2.5 m BE	Arm 2.9 m BE	Arm 2.9 m BE	Arm 3.4 m H
Rock bucket	1.9	1 480	1 500	5	2 070	●	●	●	●
	2.1	1 560	1 580	5	2 170	●	●	●	-
	2.3	1 680	1 700	5	2 260	●	-	-	-
Ripper bucket	1.3	1 170	-	3	2 330	●	●	●	●
One-point ripper				1	1 260	●	●	●	●
Applicable shoe type						600 mm Triple grouser or double grouser			

ZX490LCH-7G

Bucket	Capacity (m ³) ISO 7451 : 2007 heaped	Width (mm)		No. of teeth	Weight (kg)	Boom 6.3 m BE		Boom 7.0 m H	
		Without side cutters	With side cutters			Arm 2.5 m BE	Arm 2.9 m BE	Arm 2.9 m BE	Arm 3.4 m H
Rock bucket	1.9	1 480	1 500	5	2 070	●	●	●	●
	2.1	1 560	1 580	5	2 170	●	●	●	-
	2.3	1 680	1 700	5	2 260	●	●	-	-
	2.5	1 800	1 820	5	2 360	○	○	-	-
	3.0	1 810	1 830	5	2 420	○	○	-	-
Ripper bucket	1.3	1 170	-	3	1 930	●	●	●	●
One-point ripper				1	1 260	●	●	●	●
Applicable shoe type						600 mm Triple grouser or double grouser			

○ Suitable for material with density of 1 600 kg/m³ or less

□ Suitable for material with density of 1 800 kg/m³ or less

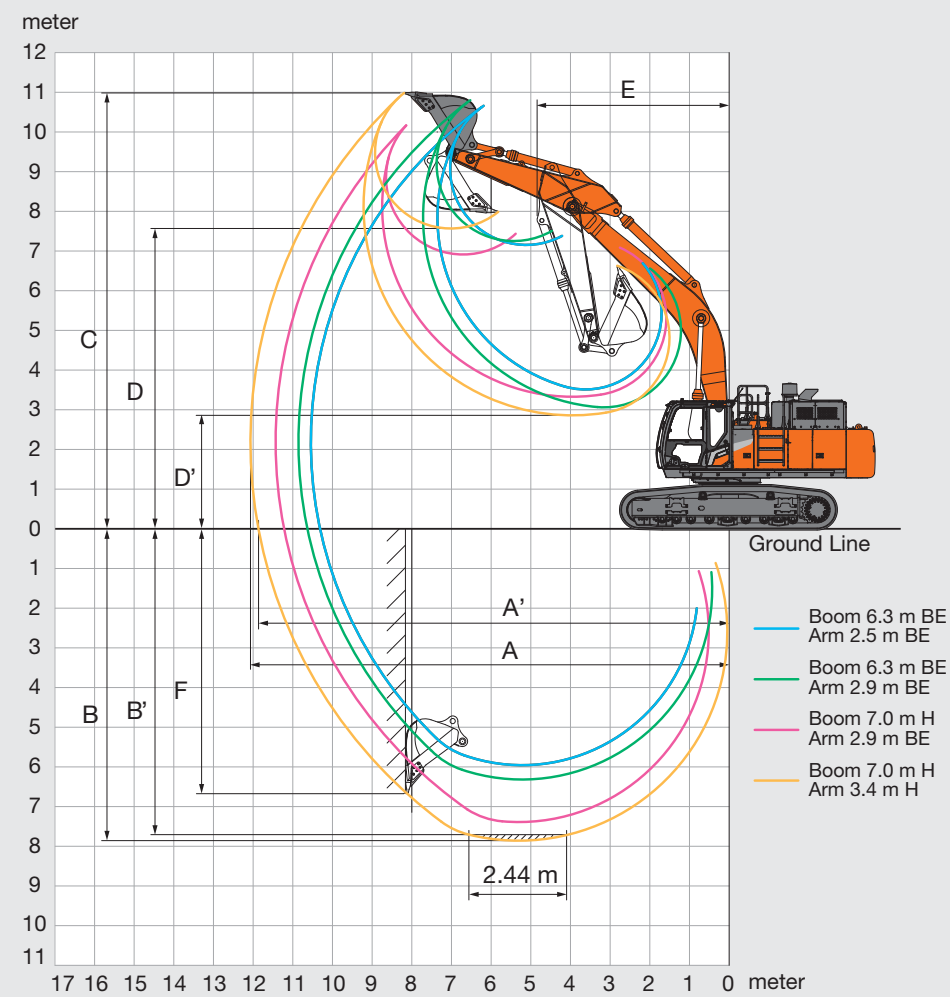
● Heavy-duty service

- Not applicable

SPECIFICATIONS

ZX490-7G / ZX490LC-7G

WORKING RANGES



- Boom 6.3 m BE
Arm 2.5 m BE
- Boom 6.3 m BE
Arm 2.9 m BE
- Boom 7.0 m H
Arm 2.9 m BE
- Boom 7.0 m H
Arm 3.4 m H

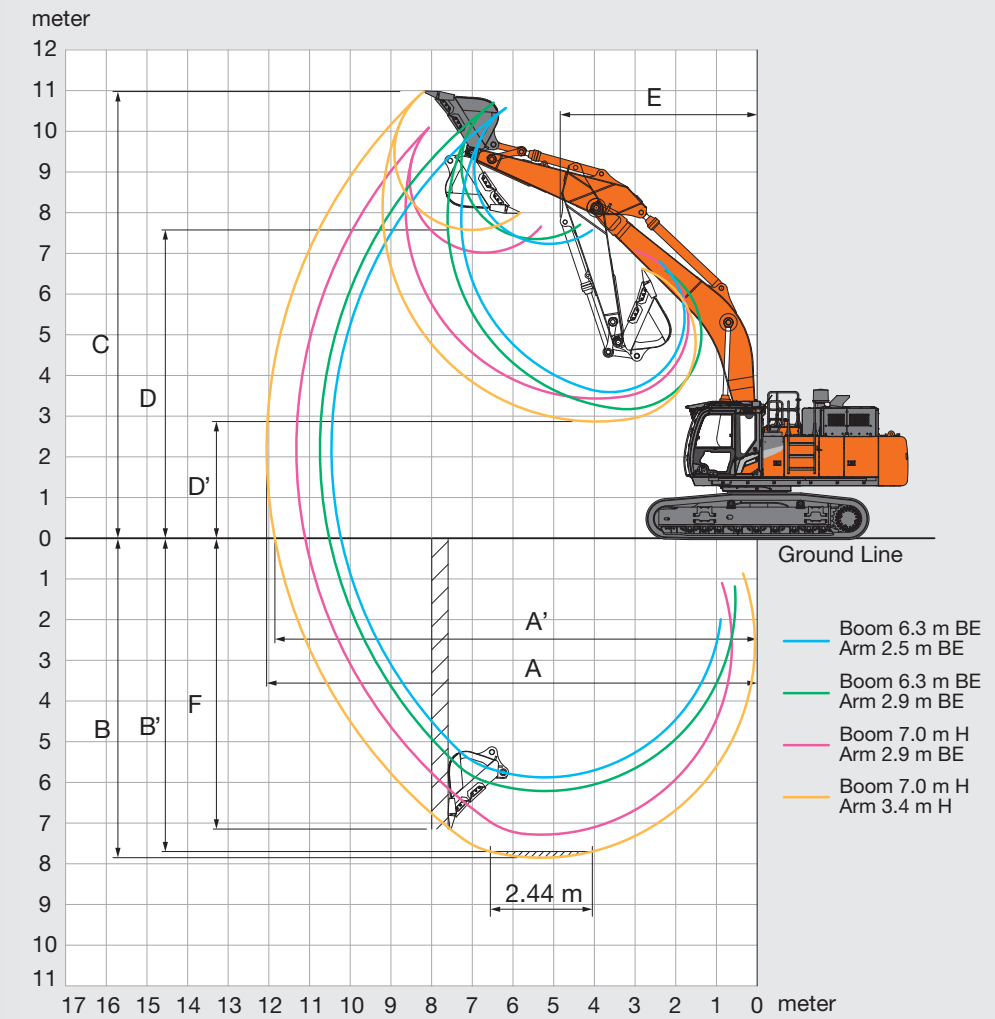
Unit: mm

Boom	ZX490-7G / ZX490LC-7G			
	6.3 m BE		7.0 m H	
	2.5 m BE	2.9 m BE	2.9 m BE	3.4 m H
A Max. digging reach	10 460 / 10 550	10 850 / 10 750	11 400 / 11 400	12 060 / 12 060
A' Max. digging reach (on ground)	10 240 / 10 320	10 640 / 10 520	11 200 / 11 220	11 860 / 11 860
B Max. digging depth	5 920 / 5 960	6 360 / 6 210	7 400 / 7 360	7 890 / 7 850
B' Max. digging depth for 2.44 m level	5 740 / 5 780	6 200 / 6 050	7 200 / 7 160	7 750 / 7 710
C Max. cutting height	10 530 / 10 660	10 760 / 10 710	10 130 / 10 170	10 920 / 10 960
D Max. dumping height	7 190 / 7 160	7 210 / 7 360	6 900 / 6 910	7 530 / 7 570
D' Min. dumping height	3 550 / 3 510	3 030 / 3 170	3 320 / 3 330	2 820 / 2 860
E Min. swing radius	3 930 / 3 930	3 920 / 3 920	5 020 / 5 020	4 840 / 4 840
F Max. vertical wall digging depth	4 380 / 4 230	5 150 / 4 740	5 390 / 4 780	6 710 / 6 670

Excluding track shoe lug

ZX490H-7G / ZX490LCH-7G

WORKING RANGES



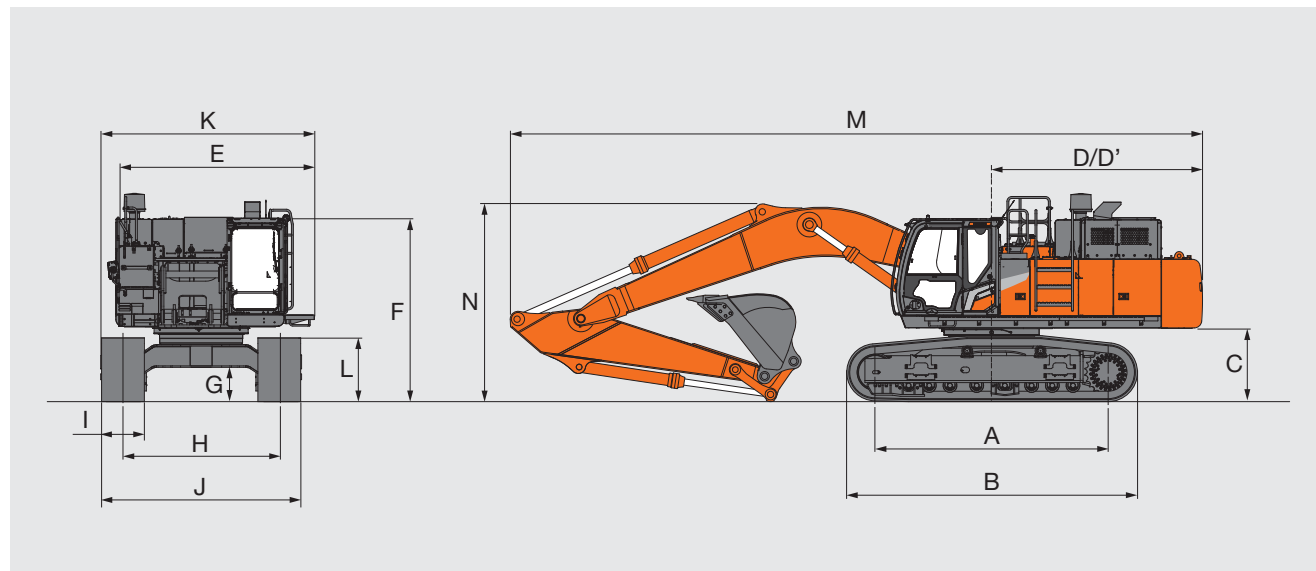
- Boom 6.3 m BE
Arm 2.5 m BE
- Boom 6.3 m BE
Arm 2.9 m BE
- Boom 7.0 m H
Arm 2.9 m BE
- Boom 7.0 m H
Arm 3.4 m H

Unit: mm

Boom	ZX490H-7G		ZX490LCH-7G			
	7.0 m H		6.3 m BE		7.0 m H	
	2.9 m BE	3.4 m H	2.5 m BE	2.9 m BE	2.9 m BE	3.4 m H
A Max. digging reach	11 330	12 060	10 460	10 750	11 330	12 060
A' Max. digging reach (on ground)	11 120	11 860	10 230	10 630	11 110	11 860
B Max. digging depth	7 330	7 900	5 880	6 220	7 290	7 860
B' Max. digging depth for 2.44 m level	7 130	7 760	5 710	6 060	7 090	7 720
C Max. cutting height	10 040	10 920	10 570	10 700	10 080	10 980
D Max. dumping height	6 970	7 520	7 230	7 350	7 010	7 560
D' Min. dumping height	3 390	2 810	3 580	3 160	3 430	2 850
E Min. swing radius	5 020	4 840	4 090	3 930	5 020	4 840
F Max. vertical wall digging depth	4 400	7 230	4 350	4 740	4 360	7 190

Excluding track shoe lug

DIMENSIONS



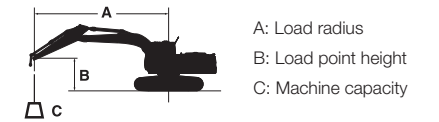
Unit: mm

	ZX490-7G	ZX490LC-7G	ZX490H-7G	ZX490LCH-7G
A Distance between tumblers	4 040	4 470	4 040	4 470
B Undercarriage length	5 040	5 470	5 040	5 470
*C Counterweight clearance	1 230	1 270	1 230	1 270
D Rear-end swing radius	3 670	3 670	3 670	3 670
D' Rear-end length	3 660	3 660	3 660	3 660
E Overall width of upperstructure	2 990	2 990	2 990	2 990
F Overall height of cab	3 320	3 360	3 320	3 360
*G Min. ground clearance	495	535	495	535
H Track gauge	2 740	2 740	2 740	2 740
I Track shoe width	600 / 750	600 / 750	600	600
J Undercarriage width				
with 600 mm shoe	3 340	3 340	3 340	3 340
with 750 mm shoe	3 490	3 490	-	-
K Overall width	3 820	3 820	3 820	3 820
*L Track height with triple grouser shoes	1 150	1 150	1 150	1 150
**M Overall length	12 040	12 040	12 040	12 040
**N Overall height of boom	3 410	3 450	3 410	3 450

* Excluding track shoe lug
** with Boom 7.0 m and Arm 3.4 m

MACHINE CAPACITIES

- Notes: 1. Ratings are based on ISO 10567 : 2007.
2. Machine capacity does not exceed 75% of tipping load with the machine on firm, level ground or 87% full hydraulic capacity.
3. The load point is the center-line of the bucket pivot mounting pin on the arm.
4. *Indicates load limited by hydraulic capacity.
5. 0 m = Ground.



For machine capacities, subtract installed attachment and quick hitch weight from machine capacities.
To determine lifting capacities, apply "Rating over-side or 360 degrees" machine capacities from the table and deduct weight of installed attachment and quick hitch.
Optional feature may affect machine performance.

ZX490-7G

Rating over-front Rating over-side or 360 degrees Unit : kg

Conditions	Load point height m	Load radius										At max. reach				
		3.0 m		4.5 m		6.0 m		7.5 m		9.0 m		meter				
		Rating over-front	Rating over-side or 360 degrees	Rating over-front	Rating over-side or 360 degrees	Rating over-front	Rating over-side or 360 degrees	Rating over-front	Rating over-side or 360 degrees	Rating over-front	Rating over-side or 360 degrees					
Boom 7.0 m H Arm 3.4 m H Counterweight 9 080 kg Shoe 600 mm	7.5							*11 550	*10 090					*7 710	*7 710	8.6
	6.0							*12 120	9 840	*10 580	7 250			*7 570	6 710	9.4
	4.5			*20 300	*20 300	*15 560	13 250	*13 150	9 440	10 410	7 070			*7 660	6 030	9.9
	3.0			*23 860	18 540	*17 760	12 360	13 420	8 970	10 150	6 830			*7 960	5 660	10.1
	1.5			*15 450	*15 450	18 150	11 640	12 960	8 560	9 900	6 600			8 280	5 520	10.1
	0 (Ground)			*18 020	16 970	17 670	11 220	12 640	8 260	9 710	6 430			8 450	5 610	9.9
	-1.5	*12 850	*12 850	*24 770	16 940	17 480	11 050	12 480	8 120	9 640	6 360			9 000	5 960	9.5
-3.0	*21 230	*21 230	*23 750	17 130	17 530	11 100	12 510	8 150					10 150	6 700	8.7	
-4.5	*25 030	*25 030	*19 990	17 530	*15 800	11 350	*11 890	8 400					*11 490	8 240	7.6	

ZX490LC-7G

Rating over-front Rating over-side or 360 degrees Unit : kg

Conditions	Load point height m	Load radius										At max. reach				
		3.0 m		4.5 m		6.0 m		7.5 m		9.0 m		meter				
		Rating over-front	Rating over-side or 360 degrees	Rating over-front	Rating over-side or 360 degrees	Rating over-front	Rating over-side or 360 degrees	Rating over-front	Rating over-side or 360 degrees	Rating over-front	Rating over-side or 360 degrees					
Boom 7.0 m H Arm 3.4 m H Counterweight 9 080 kg Shoe 600 mm	7.5							*12 750	*10 810					*7 690	*7 690	8.7
	6.0							*13 740	10 530	*10 880	7 800			*7 560	*7 160	9.4
	4.5			*23 220	*21 780	*17 710	14 120	*14 930	10 100	*12 680	7 610			*7 670	6 480	9.9
	3.0			*23 700	19 750	*20 170	13 210	*16 250	9 620	*12 400	7 350			*7 990	6 110	10.1
	1.5			*15 420	*15 420	*22 000	12 490	*15 960	9 200	12 140	7 120			*8 560	5 990	10.1
	0 (Ground)			*18 460	*18 260	*22 130	12 070	*15 630	8 910	11 950	6 950			*9 470	6 100	9.9
	-1.5	*13 520	*13 520	*25 480	18 250	*21 950	11 920	*15 480	8 780	11 880	6 890			*10 950	6 500	9.4
-3.0	*21 970	*21 970	*26 520	18 460	*20 770	11 990	*15 520	8 820					*12 670	7 350	8.7	
-4.5	*27 720	*27 720	*22 170	*18 900	*17 540	12 270	*13 050	9 110					*12 990	9 090	7.5	
Boom 7.0 m H Arm 2.9 m BE Counterweight 9 080 kg Shoe 600 mm	7.5															
	6.0					*16 360	*14 700	*14 450	10 370					*11 040	8 100	8.7
	4.5			*25 060	*21 020	*18 610	13 830	*15 530	9 950	*12 570	7 510			*11 440	7 210	9.2
	3.0					*20 880	12 930	*16 300	9 490	*12 320	7 280			11 410	6 750	9.5
	1.5					*22 370	12 290	*15 850	9 100	12 090	7 080			11 240	6 590	9.5
	0 (Ground)			*19 900	18 150	*22 000	11 960	*15 570	8 860	11 950	6 950			11 570	6 740	9.2
	-1.5	*16 250	*16 250	*27 920	18 260	*21 910	11 900	*15 480	8 780					*12 530	7 260	8.7
-3.0	*27 520	*27 520	*24 860	18 550	*19 880	12 040	*15 620	8 900					*14 610	8 390	7.9	
-4.5			*19 900	*19 080	*15 850	12 440							*14 090	10 970	6.6	
Boom 6.3 m BE Arm 2.9 m BE Counterweight 9 080 kg Shoe 600 mm	7.5					*15 550	*15 410							*7 980	*7 980	7.2
	6.0					*16 690	*15 010	*13 860	10 470					*7 750	*7 750	8.1
	4.5			*23 710	*22 240	*18 650	14 300	*16 080	10 170					*7 850	*7 850	8.6
	3.0			*28 490	20 380	*20 890	13 490	*16 630	9 780					*8 230	7 570	8.9
	1.5			*31 090	19 200	*22 560	12 820	*16 210	9 410					*8 950	7 410	8.9
	0 (Ground)			*31 040	18 780	*22 570	12 430	*15 940	9 180					*10 170	7 630	8.6
	-1.5	*24 340	*24 340	*29 140	18 780	*22 270	12 320	*15 880	9 120					*12 350	8 330	8.1
-3.0	*32 270	*32 270	*25 320	19 080	*19 570	12 490							*15 420	9 910	7.2	
-4.5																
Boom 6.3 m BE Arm 2.5 m BE Counterweight 9 080 kg Shoe 600 mm	7.5					*16 450	*15 160							*12 280	*12 120	6.8
	6.0					*17 300	*14 760	*15 800	10 270					*11 880	9 670	7.8
	4.5			*24 720	*21 690	*19 160	14 030	*16 430	9 990					*12 010	8 440	8.3
	3.0					*21 230	13 220	*16 450	9 610					*12 600	7 840	8.6
	1.5					*22 670	12 590	*16 060	9 270					13 100	7 670	8.6
	0 (Ground)			*30 440	18 560	*22 380	12 260	*15 830	9 070					13 630	7 930	8.3
	-1.5			*28 100	18 660	*21 720	12 210	*15 840	9 080					*15 150	8 740	7.7
-3.0			*23 810	19 030	*18 460	12 470							*15 440	10 620	6.8	
-4.5																

ZX490H-7G

Rating over-front Rating over-side or 360 degrees Unit : kg

Conditions	Load point height m	Load radius										At max. reach		
		3.0 m		4.5 m		6.0 m		7.5 m		9.0 m				meter
Boom 7.0 m H Arm 3.4 m H Counterweight 9 080 kg Shoe 600 mm	7.5							*11 550	10 220			*7 710	*7 710	8.6
	6.0							*12 120	9 970	*10 580	7 350	*7 570	6 810	9.4
	4.5			*20 300	*20 300	*15 560	13 420	*13 150	9 570	10 560	7 170	*7 650	6 120	9.9
	3.0			*24 860	18 800	*17 760	12 530	13 610	9 100	10 300	6 930	*7 960	5 750	10.1
	1.5			*15 450	*15 450	18 420	11 820	13 160	8 690	10 050	6 700	8 410	5 610	10.1
	0 (Ground)			*18 020	17 230	17 930	11 390	12 830	8 390	9 860	6 530	8 590	5 700	9.9
	-1.5	*12 850	*12 850	*24 770	17 200	17 740	11 230	12 680	8 250	9 790	6 460	9 140	6 060	9.5
	-3.0	*21 230	*21 230	*23 750	17 390	17 790	11 270	12 700	8 280			10 300	6 810	8.7
	-4.5	*25 030	*25 030	*19 990	*17 790	*15 800	11 530	*11 890	8 530			*11 490	8 360	7.6

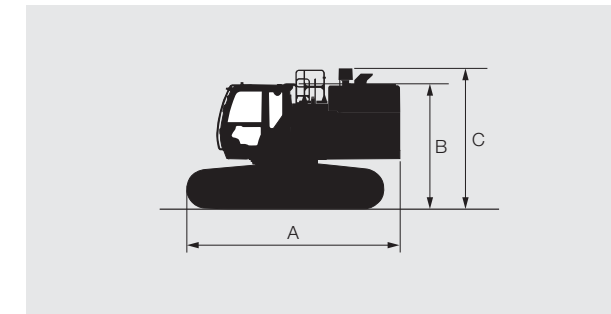
ZX490LCH-7G

Rating over-front Rating over-side or 360 degrees Unit : kg

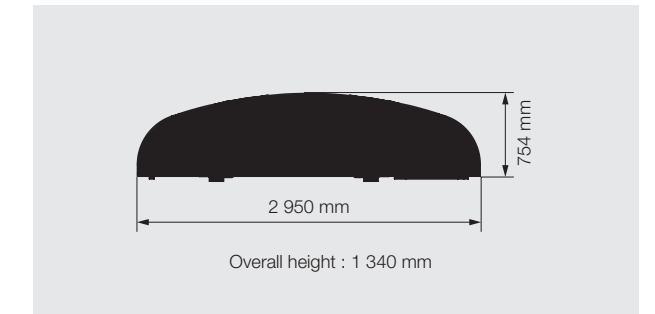
Conditions	Load point height m	Load radius										At max. reach		
		3.0 m		4.5 m		6.0 m		7.5 m		9.0 m				meter
Boom 7.0 m H Arm 3.4 m H Counterweight 9 080 kg Shoe 600 mm	7.5							*12 750	*10 810			*7 690	*7 690	8.7
	6.0							*13 740	10 530	*10 880	7 800	*7 560	*7 160	9.4
	4.5			*23 220	*21 780	*17 710	14 120	*14 930	10 100	*12 680	7 610	*7 670	6 480	9.9
	3.0			*23 700	19 750	*20 170	13 210	*16 250	9 620	*12 400	7 350	*7 990	6 110	10.1
	1.5			*15 420	*15 420	*22 000	12 490	*15 960	9 200	12 140	7 120	*8 560	5 990	10.1
	0 (Ground)			*18 460	*18 260	*22 130	12 070	*15 630	8 910	11 950	6 950	*9 470	6 100	9.9
	-1.5	*13 520	*13 520	*25 480	18 250	*21 950	11 920	*15 480	8 780	11 880	6 890	*10 950	6 500	9.4
	-3.0	*21 970	*21 970	*26 520	18 460	*20 770	11 990	*15 520	8 820			*12 670	7 350	8.7
	-4.5	*27 720	*27 720	*22 170	*18 900	*17 540	12 270	*13 050	9 110			*12 990	9 090	7.5
Boom 7.0 m H Arm 2.9 m BE Counterweight 9 080 kg Shoe 600 mm	7.5													
	6.0					*16 360	*14 700	*14 450	10 370			*11 040	8 100	8.7
	4.5			*25 060	*21 020	*18 610	13 830	*15 530	9 950	*12 570	7 510	*11 440	7 210	9.2
	3.0					*20 880	12 930	*16 300	9 490	*12 320	7 280	11 410	6 750	9.5
	1.5					*22 370	12 290	*15 850	9 100	12 090	7 080	11 240	6 590	9.5
	0 (Ground)			*19 900	18 150	*22 000	11 960	*15 570	8 860	11 950	6 950	11 570	6 740	9.2
	-1.5	*16 250	*16 250	*27 920	18 260	*21 910	11 900	*15 480	8 780			*12 530	7 260	8.7
	-3.0	*27 520	*27 520	*24 860	18 550	*19 880	12 040	*15 620	8 900			*14 610	8 390	7.9
	-4.5			*19 900	*19 080	*15 850	12 440					*14 090	10 970	6.6
Boom 6.3 m BE Arm 2.5 m BE Counterweight 9 080 kg Shoe 600 mm	7.5					*16 450	*15 160					*12 280	*12 120	6.8
	6.0					*17 300	*14 760	*15 800	10 270			*11 880	9 670	7.8
	4.5			*24 720	*21 690	*19 160	14 030	*16 430	9 990			*12 010	8 440	8.3
	3.0					*21 230	13 220	*16 450	9 610			*12 600	7 840	8.6
	1.5					*22 670	12 590	*16 060	9 270			13 100	7 670	8.6
	0 (Ground)			*30 440	18 560	*22 380	12 260	*15 830	9 070			13 630	7 930	8.3
	-1.5			*28 100	18 660	*21 720	12 210	*15 840	9 080			*15 150	8 740	7.7
	-3.0			*23 810	19 030	*18 460	12 470					*15 440	10 620	6.8
	-4.5													

TRANSPORTATION

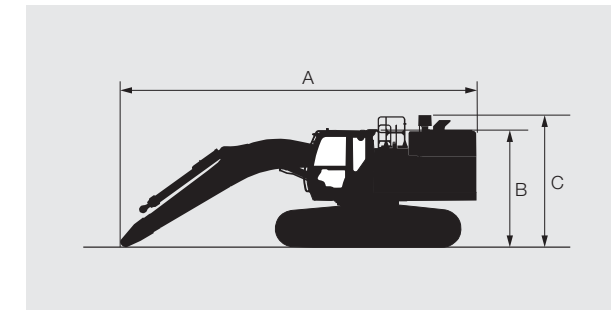
BASIC MACHINE (WITHOUT COUNTERWEIGHT)



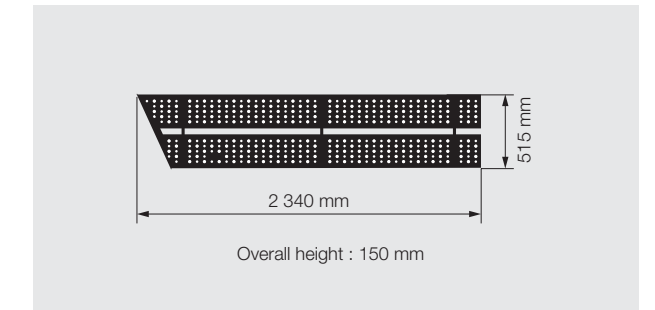
COUNTERWEIGHT 9 080 kg



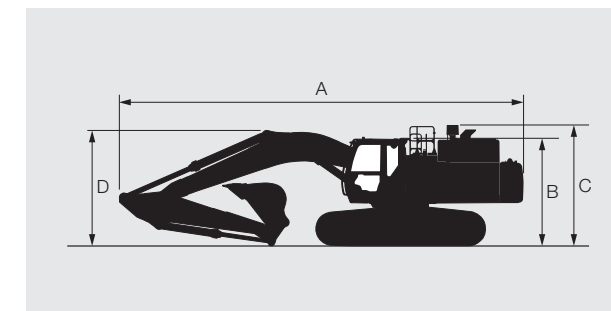
BASIC MACHINE FITTED WITH BOOM



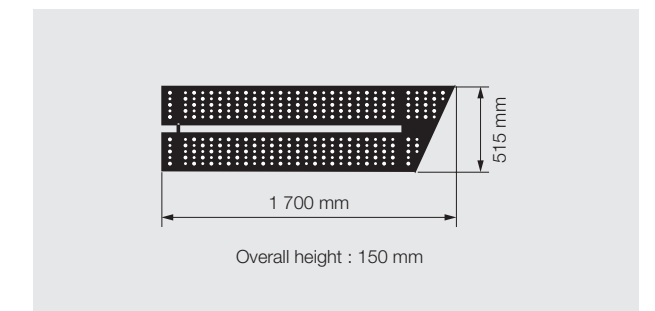
LIFT FRONT SIDEWALK 44 kg



BASIC MACHINE FITTED WITH FRONT AND COUNTERWEIGHT



LEFT REAR SIDEWALK 30 kg



BASIC MACHINE (WITHOUT FRONT AND COUNTERWEIGHT)

Fixed gauge	Shoe width (mm)	A (mm)	B (mm)	C (mm)	Overall width (mm)	Weight (kg)
ZX490-7G	600	5 470	3 175	3 540	3 340	27 900
	750	5 470	3 175	3 540	3 490	28 700
ZX490LC-7G	600	5 690	3 240	3 580	3 340	29 100
	750	5 690	3 240	3 580	3 490	29 900
ZX490H-7G	600	5 470	3 320	3 540	3 340	28 500
ZX490LCH-7G	600	5 690	3 360	3 580	3 340	29 700

BASIC MACHINE FITTED WITH BOOM

Fixed gauge	Boom length	Shoe width (mm)	A (mm)	B (mm)	C (mm)	Overall width (mm)	Weight (kg)
ZX490-7G	6.3 m BE	600	9 170	3 175	3 540	3 340	33 300
		750	9 170	3 175	3 540	3 490	34 000
	7.0 m H	600	9 950	3 175	3 540	3 340	33 300
		750	9 950	3 175	3 540	3 490	34 000
ZX490LC-7G	6.3 m BE	600	9 160	3 240	3 580	3 340	34 500
		750	9 160	3 240	3 580	3 490	35 300
	7.0 m H	600	9 940	3 240	3 580	3 340	34 500
		750	9 940	3 240	3 580	3 490	35 300
ZX490H-7G	7.0 m H	600	9 950	3 320	3 540	3 340	33 900
ZX490LCH-7G	6.3 m BE	600	9 160	3 360	3 580	3 340	35 100
	7.0 m H	600	9 940	3 360	3 580	3 340	35 000

BASIC MACHINE FITTED WITH FRONT AND COUNTERWEIGHT

Fixed gauge	Boom length	Arm length	A (mm)	B (mm)	C (mm)	D (mm)
ZX490-7G	6.3 m BE	2.5 m BE	11 490	3 175	3 540	4 130
		2.9 m BE	11 300	3 175	3 540	3 880
	7.0 m H	2.9 m BE	12 060	3 175	3 540	3 860
		3.4 m H	12 040	3 175	3 540	3 450
ZX490LC-7G	6.3 m BE	2.5 m BE	11 490	3 240	3 580	4 130
		2.9 m BE	11 300	3 240	3 580	3 880
	7.0 m H	2.9 m BE	12 060	3 240	3 580	3 860
		3.4 m H	12 040	3 240	3 580	3 450
ZX490H-7G	7.0 m H	2.9 m BE	12 060	3 320	3 540	3 860
		3.4 m H	12 040	3 320	3 540	3 450
ZX490LCH-7G	6.3 m BE	2.5 m BE	11 490	3 360	3 580	4 130
		2.9 m BE	11 300	3 360	3 580	3 880
	7.0 m H	2.9 m BE	12 060	3 360	3 580	3 740
		3.4 m H	12 040	3 360	3 580	3 450

TRANSPORTATION

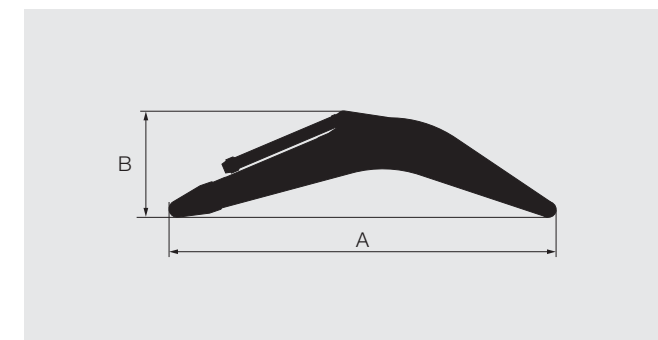
ARM AND BUCKET

Fixed gauge	Arm	Bucket capacity ISO heaped (m ³)	A (mm)	B (mm)	Overall width (mm)	Weight (kg)
ZX490-7G / ZX490LC-7G	2.5 m BE	2.50	5 760	1 400	1 770	4 620
	2.9 m BE	2.30	6 030	1 340	1 660	4 350
	3.4 m H	1.90	6 430	1 270	1 540	4 150
		2.10	6 430	1 270	1 630	4 210
ZX490H-7G / ZX490LCH-7G	2.5 m BE	2.50	5 650	1 470	1 820	5 010
	2.9 m BE	2.30	5 950	1 460	1 700	4 800
	3.4 m H	1.90	6 440	1 300	1 500	4 630

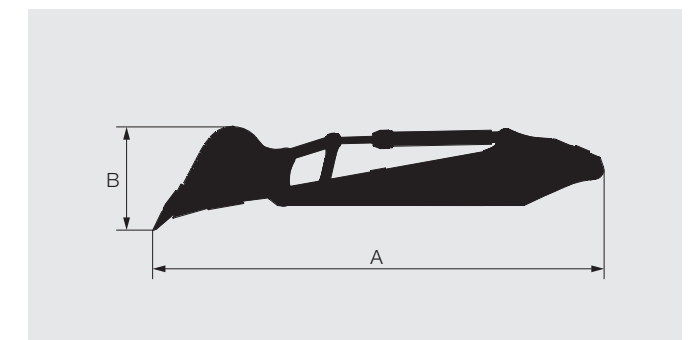
BUCKET

Model	Bucket capacity ISO heaped (m ³)	A (mm)	B (mm)	Overall width (mm)	Weight (kg)
ZX490-7G / ZX490LC-7G (Hoe bucket)	1.60	1 960	1 570	1 360	1 480
	1.90	1 960	1 570	1 540	1 590
	2.10	1 960	1 570	1 630	1 650
	2.30	1 950	1 660	1 660	1 800
	2.50	1 950	1 660	1 770	1 870
	2.65	1 950	1 660	1 860	1 930
	3.40	2 310	1 840	1 910	2 730
ZX490-7G / ZX490LC-7G (Rock bucket)	2.50	1 960	1 650	1 820	2 360
	3.00	2 180	1 710	1 830	2 420
ZX490H-7G / ZX490LCH-7G (Rock bucket)	1.90	2 030	1 480	1 500	2 070
	2.10	1 950	1 650	1 580	2 170
	2.30	1 950	1 650	1 700	2 260
	2.50	1 950	1 650	1 820	2 360
	3.00	2 175	1 710	1 830	2 420

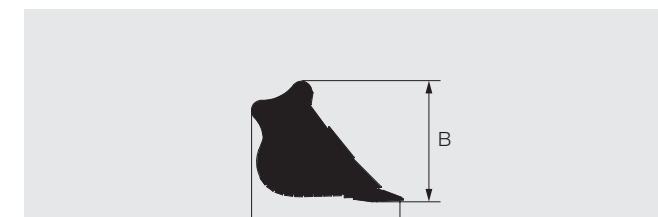
BOOM



ARM AND BUCKET



BUCKET



EQUIPMENT

ENGINE	ZX490-7G	ZX490 LC-7G	ZX490 H-7G	ZX490 LCH-7G
Alternator 60 A	●	●	●	●
Auto idle system	●	●	●	●
Auto shut-down control	●	●	●	●
Cartridge-type engine oil filter	●	●	●	●
Cartridge-type fuel main filter	●	●	●	●
Cartridge-type fuel pre-filter with water separator	●	●	●	●
ConSite OIL (sensor) *	○	○	○	○
Dry-type air filter with evacuator valve (with air filter restriction indicator)	●	●	●	●
Dust-proof net	●	●	●	●
ECO/PWR/HP mode control	●	●	●	●
Electrical fuel feed pump	●	●	●	●
Engine oil drain coupler	●	●	●	●
Expansion tank	●	●	●	●
Fan guard	●	●	●	●
Isolation-mounted engine	●	●	●	●
Pre-cleaner	●	●	●	●
Radiator, oil cooler and intercooler	●	●	●	●
Reversible fan	○	○	○	○

HYDRAULIC SYSTEM	ZX490-7G	ZX490 LC-7G	ZX490 H-7G	ZX490 LCH-7G
Accessories for breaker	○	○	○	○
Accessories for breaker & crusher	○	○	○	○
Accessories for 2 speed selector	○	○	○	○
Auto power lift	●	●	●	●
Boom mode selector system	●	●	●	●
ConSite OIL (sensor) *	○	○	○	○
Control valve with main relief valve	●	●	●	●
High mesh full flow filter	●	●	●	●
Drain filter	●	●	●	●
Engine speed sensing system	●	●	●	●
Extra port for control valve	●	●	●	●
Hose rupture valve for arm	○	○	○	○
Hose rupture valve for boom	○	○	○	○
Pilot filter	●	●	●	●
Power boost	●	●	●	●
Shockless valve in pilot circuit	●	●	●	●
Suction filter	●	●	●	●
Two extra port for control valve	●	●	●	●
Work mode selector	●	●	●	●

CAB	ZX490-7G	ZX490 LC-7G	ZX490 H-7G	ZX490 LCH-7G
All-weather sound suppressed steel cab	●	●	●	●
Auto control air conditioner	●	●	●	●
Bluetooth® integrated radio	●	●	●	●
Console height adjustment	●	●	●	●
CRES VII (center pillar reinforced structure) cab	●	●	●	●
Drink holder with hot and cool function	●	●	●	●
Electric double horn	●	●	●	●
Engine shut-off switch	●	●	●	●
Evacuation hammer	●	●	●	●
Fire extinguisher bracket	○	○	○	○
Floor mat	●	●	●	●
Footrest	●	●	●	●
Front window washer (1 point)	●	●	●	●
Glove compartment	●	●	●	●
Hands-free calling device	●	●	●	●
Hot and cool box	●	●	●	●
Intermittent windshield wipers	●	●	●	●
Key cylinder light	●	●	●	●
Laminated round glass front window	●	●	-	-
Laminated straight glass front window	-	-	●	●
LED room light	●	●	●	●
Magazine rack	●	●	●	●
OPG front guard Level II (ISO10262 : 1998) compliant	○	●	●	●
OPG top guard Level II (ISO10262 : 1998) compliant	○	●	●	●
Pilot shut-off lever	●	●	●	●
Power outlet 12V	○	○	○	○
Power outlet 24V	●	●	●	●
Rain guard (without OPG front guard)	○	○	○	○
Rear tray	●	●	●	●
Retractable seat belt	●	●	●	●
ROPS (ISO12117-2 : 2008) compliant cab	●	●	●	●
Rubber radio antenna	●	●	●	●
Seat : air suspension seat with heater	○	○	○	○
Seat : mechanical suspension seat	●	●	●	●
Seat adjustment part : backrest, armrest, height and angle, slide forward / back	●	●	●	●
Seat belt reminder	●	●	●	●
Short wrist control levers	●	●	●	●
Smartphone holder	●	●	●	●
Sunscreen roller type (multi-use front or side and rear window)	○	○	○	○
Transparent roof with slide curtain	●	●	●	●
USB power supply	●	●	●	●
Windows on leftside can be opened	●	●	●	●
2 speakers	●	●	●	●
6 fluid-filled elastic mounts	●	●	●	●
8 inch monitor	●	●	●	●

● : Standard equipment ○ : Optional equipment - : Not applicable

MONITOR SYSTEM	ZX490-7G	ZX490 LC-7G	ZX490 H-7G	ZX490 LCH-7G
Alarms: overheat, engine warning, engine oil pressure, alternator, minimum fuel level, hydraulic filter restriction, air filter restriction, work mode, overload, etc	●	●	●	●
Alarm buzzers: overheat, engine oil pressure, overload, trouble, etc	●	●	●	●
Display of meters: water temperature, hour, fuel rate, clock, etc	●	●	●	●
Other displays: work mode, auto-idle, glow, rear view monitor, operating conditions, etc	●	●	●	●
35 languages selection	●	●	●	●

LIGHTS	ZX490-7G	ZX490 LC-7G	ZX490 H-7G	ZX490 LCH-7G
Additional boom LED light with cover	●	●	●	●
Additional cab roof front 2 LED lights	○	○	○	○
Additional cab roof front 4 LED lights	○	○	○	○
Additional cab roof rear 1 LED light	○	○	○	○
LED lights for camera (side and rear view camera)	○	○	○	○
Rotating lamp	○	○	○	○
1 working LED light	●	●	●	●

UPPER STRUCTURE	ZX490-7G	ZX490 LC-7G	ZX490 H-7G	ZX490 LCH-7G
AERIAL ANGLE (side and rear view camera)	○	○	○	○
Auto-grease lubricator (without bucket and link pins)	○	○	○	○
Batteries	●	●	●	●
Body top handrail	●	●	●	●
Counterweight 9 080 kg	●	●	●	●
Electric fuel refilling pump with auto stop and filter	○	○	○	○
Electrical grease pump with hose-reel	○	○	○	○
Fuel level float	●	●	●	●
Hydraulic oil level gauge	●	●	●	●
Ladder	●	●	●	●
Lockable fuel refilling cap	●	●	●	●
Lockable machine covers	●	●	●	●
Lockable tool box	●	●	●	●
Platform handrail	●	●	●	●
Right side and rear view camera	●	●	●	●
Sidewalk (cab side)	●	●	●	●
Skid-resistant plates and handrails	●	●	●	●
Swing parking brake	●	●	●	●
Undercover	●	●	●	●
Utility space	●	●	●	●
2 way disconnect switch	●	●	●	●

Standard and optional equipment may vary by country, so please consult authorized dealer for details.
 * Engine oil and hydraulic oil monitoring sensor.
 ** Hitachi Construction Machinery cannot be held liable for theft, any system will just minimize the risk of theft.

● : Standard equipment ○ : Optional equipment - : Not applicable

UNDERCARRIAGE	ZX490-7G	ZX490 LC-7G	ZX490 H-7G	ZX490 LCH-7G
Bolt-on sprocket	●	●	●	●
Full track guard	-	-	●	●
Idler	●	●	●	●
Lower rollers (single flange)	●	●	●	●
Lower rollers (double flange)	-	-	○	○
Reinforced Idler	-	-	-	-
Reinforced track links with pin seals	●	●	●	●
Shoe: 600 mm double grouser	○	○	○	○
Shoe: 600 mm triple grouser	●	●	●	●
Shoe: 750 mm triple grouser	○	○	○	○
Track undercover	●	●	●	●
Travel direction mark on track frame	●	●	●	●
Travel motor covers	●	●	●	●
Travel parking brake	●	●	●	●
Upper rollers	●	●	●	●
2 track guards (each side) and hydraulic track adjuster	●	●	●	●
4 tie down hooks	●	●	●	●

FRONT ATTACHMENTS	ZX490-7G	ZX490 LC-7G	ZX490 H-7G	ZX490 LCH-7G
Arm 2.5 m BE	○	○	○	○
Arm 2.5 m BER	-	-	-	-
Arm 2.9 m BE	○	○	○	○
Arm 2.9 m BER	-	-	-	-
Arm 3.4 m H	●	●	●	●
Arm 3.4 m R	-	-	-	-
Boom 6.3 m BE	○	○	○	○
Boom 6.3 m BER	-	-	-	-
Boom 7.0 m H	●	●	●	●
Boom 7.0 m R	-	-	-	-
Bucket 1.9 m³ (ISO heaped)	●	○	-	-
Bucket 2.1 m³ (ISO heaped)	○	●	-	-
Bucket 1.9 m³ Rock (ISO heaped)	-	-	●	●
Bucket 1.9 m³ R (ISO heaped)	-	-	-	-
Centralized lubrication system	○	○	○	○
Damage prevention plate and square bars	●	●	●	●
Dirt seal on all bucket pins	●	●	●	●
Flanged pin	●	●	●	●
Reinforced welded link A	-	-	○	○
Reinforced link B	-	-	○	○

ATTACHMENTS	ZX490-7G	ZX490 LC-7G	ZX490 H-7G	ZX490 LCH-7G
Accessories for 2 speed selector	○	○	○	○
Breaker and crusher piping	○	○	○	○
Pilot accumulator	●	●	●	●

MISCELLANEOUS	ZX490-7G	ZX490 LC-7G	ZX490 H-7G	ZX490 LCH-7G
ConSite	○	○	○	○
Global e-Service	●	●	●	●
Onboard information controller	●	●	●	●
Standard tool kit	●	●	●	●
Theft prevention system**	○	○	○	○
Rotating Lamp	○	○	○	○
Travel Motion Alarm	○	○	○	○
Swing Motion Alarm	○	○	○	○

50 YEARS OF ADVANCES

HITACHI

Reliable Solutions

1965
UH03 SERIES

1986
EX200 SERIES

2000
ZX200 SERIES

2024
ZX490-7G SERIES

2013
ZX350-5G SERIES

ZAXIS490

ZAXIS490 | 7G SERIES



Hitachi Construction Machinery Middle East Corporation FZE
P.O. Box 61052, R/A 12 Street No. N150, Jebel Ali Free Zone, Dubai U.A.E
Phone: +971-4-883 3352 | Email: HMEC-English-Info@hmec.ae | www.hitachicm.com/ae

OUR RANGE OF PRODUCTS



KS-EN540ME

These specifications are subject to change without prior notice. The machine depicted may vary from the actual machine. Please contact our nearest office for latest specifications. Accessories shown here are not part of the standard equipment. Performance of the machine may vary with site and operating conditions encountered.