

MONO STRAIGHT BOOM FRONT

ZAXIS 250_{LC}/ZAXIS 300_{LC}/ZAXIS 350_{LC}

A P P L I C A T I O N & A T T A C H M E N T



HYDRAULIC EXCAVATOR

Model code : ZX250LC-7 / ZX250LCN-7
Engine rated power : 140 kW (ISO14396)
Operating weight : 26 400 – 28 300 kg

Model code : ZX300LC-7 / ZX300LCN-7
Engine rated power : 197 kW (ISO14396)
Operating weight : 30 400 – 32 200 kg

Model code : ZX350LC-7 / ZX350LCN-7
Engine rated power : 210 kW (ISO14396)
Operating weight : 35 200 – 37 500 kg

SPECIFICATIONS

ZX250LC / ZX250LCN

ENGINE

Model	Isuzu 4HK1X
Type	4-cycle water-cooled, common rail direct injection
Aspiration	Variable geometry turbocharged, intercooled, cooled EGR
Aftertreatment	DOC+CSF+SCR system
No. of cylinders	4
Rated power	
ISO 14396	140 kW at 2 000 min ⁻¹
ISO 9249, net	132 kW at 2 000 min ⁻¹
SAE J1349, net	132 kW at 2 000 min ⁻¹
Maximum torque	676 Nm at 1 800 min ⁻¹
Piston displacement	5.193 L
Bore and stroke	115 mm x 125 mm
Batteries	2 x 12 V / 126 Ah

HYDRAULIC SYSTEM

Hydraulic Pumps

Main pumps	3 variable displacement axial piston pumps
Maximum oil flow	2 x 224 L/min 1 x 194 L/min
Pilot pump	1 gear pump
Maximum oil flow	35.5 L/min

Hydraulic Motors

Travel	2 variable displacement axial piston motors
Swing	1 axial piston motor

Relief Valve Settings

Implement circuit	34.3 MPa
Swing circuit	32.4 MPa
Travel circuit	34.3 MPa
Pilot circuit	3.9 MPa
Power boost	38.0 MPa

Hydraulic Cylinders

	Quantity	Bore	Rod diameter
Boom	2	125 mm	90 mm
Arm	1	140 mm	100 mm
Bucket	1	130 mm	90 mm

UPPERSTRUCTURE

Revolving Frame

D-section frame for resistance to deformation.

Swing Device

Axial piston motor with planetary reduction gear is bathed in oil. Swing circle is single-row. Swing parking brake is spring-set/hydraulic-released disc type.

Swing speed	10.7 min ⁻¹
Swing torque	77.5 kNm

UNDERCARRIAGE

Tracks

Heat-treated connecting pins with dirt seals. Hydraulic (grease) track adjusters with shock-absorbing recoil springs.

Numbers of Rollers and Shoes on Each Side

Upper rollers	2
Lower rollers	9
Track shoes	51
Track guards	3

Travel Device

Each track driven by 2-speed axial piston motor. Parking brake is spring-set/hydraulic-released disc type. Automatic transmission system: High-Low.

Travel speeds	High : 0 to 5.5 km/h Low : 0 to 3.4 km/h
---------------------	---

Maximum traction force ... 215 kN

Gradeability

70% (35 degree) continuous

SOUND LEVEL

Sound level in cab according to ISO 6396	LpA 67 dB(A)
External sound level according to ISO 6395 and EU Directive 2000/14/EC	LwA 101 dB(A)

Air Conditioning System

The air conditioning system contains fluorinated greenhouse gases. Refrigerant type: HFC-134a, GWP: 1430, Amount: 0.85kg, CO_{2e}: 1.22ton.

SERVICE REFILL CAPACITIES

Fuel tank	510.0 L
Engine coolant	31.0 L
Engine oil	29.0 L
Swing device	9.3 L
Travel device (each side)	7.8 L
Hydraulic system	294.0 L
Hydraulic oil tank	156.0 L
DEF/AdBlue® tank	70.0 L

WEIGHTS AND GROUND PRESSURE

ZX250LC MONO STRAIGHT BOOM:

Equipped with 6.20 m mono straight boom, 2.96 m arm and 1.00 m³ bucket (SAE, PCSA heaped), 6 200 kg counterweight.

Shoe type	Shoe width	Operating weight	Ground pressure
Triple grouser	600 mm	26 500 kg	52 kPa
	700 mm	26 900 kg	45 kPa
	800 mm	27 200 kg	40 kPa
	900 mm	27 700 kg	36 kPa

ZX250LCN MONO STRAIGHT BOOM:

Equipped with 6.20 m mono straight boom, 2.96 m arm and 1.00 m³ bucket (SAE, PCSA heaped), 6 200 kg counterweight.

Shoe type	Shoe width	Operating weight	Ground pressure
Triple grouser	600 mm	26 400 kg	52 kPa
	700 mm	26 600 kg	45 kPa
	800 mm	27 100 kg	40 kPa
	900 mm	27 600 kg	36 kPa

Components weight

	Weight
Counterweight	6 200 kg
Mono straight boom (with arm cylinder)	2 480 kg
2.96 m arm (with bucket cylinder)	1 370 kg
1.00 m ³ bucket	850 kg

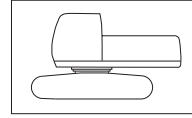
BUCKET AND ARM DIGGING FORCE

ZAXIS 250LC / ZAXIS 250LCN

Arm length	2.96 m
Bucket digging force* ISO	188 kN
Bucket digging force* SAE : PCSA	163 kN
Arm crowd force* ISO	131 kN
Arm crowd force* SAE : PCSA	126 kN

* At power boost

Basic Machine Weight and Overall width



Excluding front end attachment, fuel, hydraulic oil and coolant etc.
Including counterweight.

ZX250LC

Shoe width	Weight	Overall width
600 mm	20 600 kg	3 190 mm
700 mm	21 000 kg	3 290 mm
800 mm	21 300 kg	3 390 mm
900 mm	21 800 kg	3 490 mm

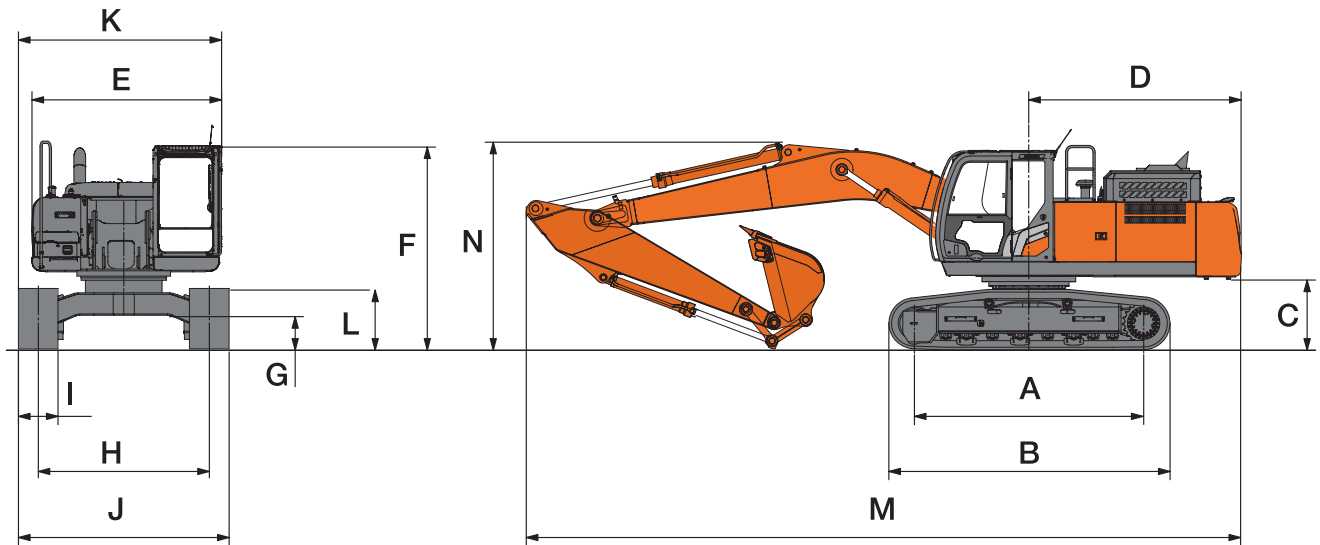
ZX250LCN

Shoe width	Weight	Overall width
600 mm	20 500 kg	2 990 mm
700 mm	20 900 kg	3 090 mm
800 mm	21 200 kg	3 190 mm
900 mm	21 700 kg	3 290 mm

SPECIFICATIONS

ZX250LC / ZX250LCN

DIMENSIONS



Unit: mm

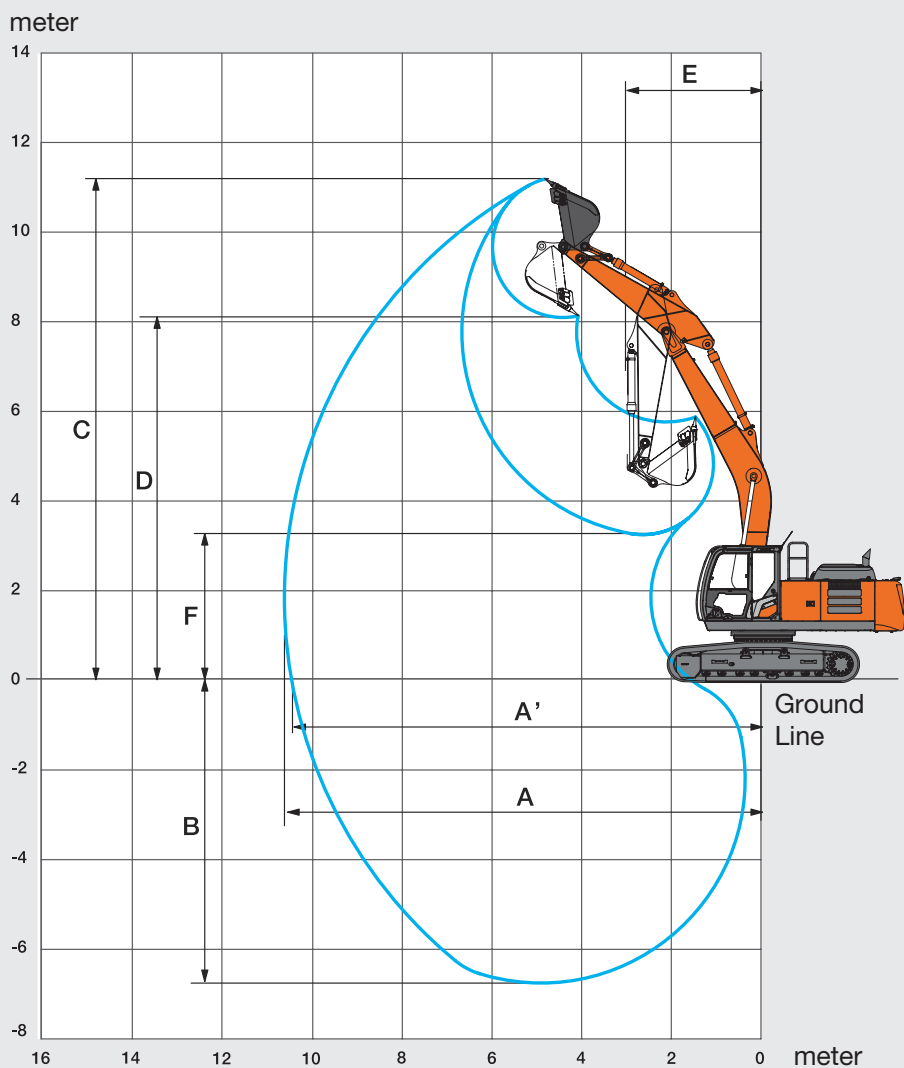
	ZX250LC MONO STRAIGHT BOOM	ZX250LCN MONO STRAIGHT BOOM
A Distance between tumbler	3 850	3 850
B Undercarriage length	4 640	4 640
*C Counterweight clearance	1 050	1 050
D Rear-end swing radius	3 140	3 140
E Overall width of upperstructure	2 870	2 870
F Overall height of cab	3 010	3 010
*G Min. ground clearance	460	460
H Track gauge	2 590	2 390
I Track shoe width	600 / 700 / 800 / 900	600 / 700 / 800 / 900
J Undercarriage width	3 190 / 3 290 / 3 390 / 3 490	2 990 / 3 090 / 3 190 / 3 290
K Overall width	3 190 / 3 290 / 3 390 / 3 490	2 990 / 3 090 / 3 190 / 3 290
L Overall length	10 600	10 600
M Overall height of boom	3 150	3 150
N Track height with triple grouser shoes	920	920

•* : Excluding track shoe lug

SPECIFICATIONS

ZX250LC / ZX250LCN

WORKING RANGES



Unit: mm

	ZX250LC / ZX250LCN MONO STRAIGHT BOOM
A Max. digging reach	10 590
A' Max. digging reach (on ground)	10 420
B Max. digging depth	6 670
C Max. cutting height	11 130
D Max. dumping height	8 060
E Min. swing radius	3 030
F Min. dumping height	3 260

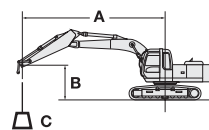
•' : Excluding track shoe lug

LIFTING CAPACITIES

ZX250LC / ZX250LCN

Metric measure

- Notes: 1. Ratings are based on ISO 10567.
 2. Lifting capacity of the ZAXIS series does not exceed 75% of tipping load with the machine on firm, level ground or 87% full hydraulic capacity.
 3. The load point is the center-line of the bucket pivot mounting pin on the arm.
 4. * Indicates load limited by hydraulic capacity.
 5. 0 m = Ground.
 For lifting capacities, subtract bucket and quick hitch weight from lifting capacities.



A: Load radius
 B: Load point height
 C: Lifting capacity

ZX250LC MONO STRAIGHT BOOM

Rating over-front Rating over-side or 360 degrees Unit: kg

Conditions	Load point height (m)	Load radius (m)														At max. reach			
		3.0		4.0		5.0		6.0		7.0		8.0		9.0				meter	
Boom 6.20 m Arm 2.96 m Counterweight 6 200 kg Shoe 600 mm	10.0																		
	9.0						5 460*	5 460*									5 540*	5 540*	5.44
	8.0																5 190*	5 190*	6.57
	7.0									5 010*	5 010*						4 950*	4 950*	7.40
	6.0						5 660*	5 660*	5 060*	5 060*	4 890*	4 640					4 850*	4 630	8.01
	5.0					7 400*	7 400*	6 370*	6 370*	5 290*	5 290*	5 020*	4 630				4 820*	4 220	8.46
	4.0					9 050*	9 050*	7 290*	7 290*	5 620*	5 620	5 200*	4 590				4 880*	3 970	8.77
	3.0					10 850*	10 850*	8 290*	8 290*	6 000*	5 510	5 420*	4 520				4 980*	3 810	8.96
	2.0							9 160*	8 710	6 370*	5 400	5 640*	4 460	5 110*	3 760		5 100*	3 740	9.03
	1.0					6 430*	6 430*	9 750*	8 530	6 670*	5 320	5 820*	4 410				5 170*	3 750	8.98
	0 (Ground)					7 980*	7 980*	10 000*	8 440	6 850*	5 260	5 910*	4 380				5 240*	3 830	8.83
	-1.0			5 420*	5 420*	10 740*	10 740*	9 950*	8 420	6 860*	5 240	5 850*	4 380				5 310*	4 010	8.55
	-2.0	6 380*	6 380*	8 950*	8 950*	11 810*	11 810*	9 610*	8 460	6 660*	5 260	5 530*	4 410				5 370*	4 330	8.13
	-3.0			13 060*	13 060*	10 870*	10 870*	8 960*	8 560	6 130*	5 330						5 370*	4 830	7.56
	-4.0			11 440*	11 440*	9 500*	9 500*	7 880*	7 880*								5 270*	5 270*	6.79
	-5.0							6 090*	6 090*										

ZX250LCN MONO STRAIGHT BOOM

Rating over-front Rating over-side or 360 degrees Unit: kg

Conditions	Load point height (m)	Load radius (m)														At max. reach			
		3.0		4.0		5.0		6.0		7.0		8.0		9.0				meter	
Boom 6.20 m Arm 2.96 m Counterweight 6 200 kg Shoe 600 mm	10.0																		
	9.0						5 460*	5 460*									5 540*	5 540*	5.44
	8.0																5 190*	5 190*	6.57
	7.0									5 010*	5 010*						5 050*	4 880	7.40
	6.0						5 660*	5 660*	5 060*	5 060*	4 890*	4 290					4 850*	4 280	8.01
	5.0					7 400*	7 400*	6 370*	6 370*	5 290*	5 280	5 030*	4 280				4 820*	3 900	8.46
	4.0					9 050*	9 050*	7 290*	7 290*	5 620*	5 190	5 200*	4 230				4 880*	3 660	8.77
	3.0					10 850*	10 850*	8 290*	8 230	6 000*	5 080	5 420*	4 170				4 980*	3 510	8.96
	2.0							9 160*	7 970	6 370*	4 970	5 640*	4 110	5 110*	3 460		5 100*	3 440	9.03
	1.0					6 430*	6 430*	9 750*	7 790	6 670*	4 890	5 820*	4 060				5 170*	3 450	8.98
	0 (Ground)					7 980*	7 980*	10 000*	7 700	6 850*	4 840	5 910*	4 030				5 240*	3 530	8.83
	-1.0			5 420*	5 420*	10 750*	10 730	9 950*	7 680	6 860*	4 820	5 850*	4 030				5 310*	3 700	8.55
	-2.0	6 380*	6 380*	8 950*	8 950*	11 810*	10 820	9 610*	7 720	6 660*	4 840	5 530*	4 070				5 370*	3 990	8.13
	-3.0			13 060*	13 060*	10 870*	10 870*	8 960*	7 810	6 130*	4 900						5 370*	4 450	7.56
	-4.0			1 140*	11 440*	9 500*	9 500*	7 880*	7 880*								5 270*	5 240	6.79
	-5.0							6 090*	6 090*										

SPECIFICATIONS

ZX300LC / ZX300LCN

ENGINE

Model	Isuzu 6HK1X
Type	4-cycle water-cooled, common rail direct injection
Aspiration	Variable geometry turbocharged, intercooled, cooled EGR
Aftertreatment	DOC+CSF+SCR system
No. of cylinders	6
Rated power	
ISO 14396	197 kW at 1 900 min ⁻¹
ISO 9249, net	186 kW at 1 900 min ⁻¹
SAE J1349, net	186 kW at 1 900 min ⁻¹
Maximum torque	1 050 Nm at 1 500 min ⁻¹
Piston displacement	7.790 L
Bore and stroke	115 mm x 125 mm
Batteries	2 x 12 V / 135 Ah

HYDRAULIC SYSTEM

Hydraulic Pumps

Main pumps	3 variable displacement axial piston pumps
Maximum oil flow	2 x 326 L/min 1 x 210 L/min
Pilot pump	1 gear pump
Maximum oil flow	34.7 L/min

Hydraulic Motors

Travel	2 variable displacement axial piston motors
Swing	1 axial piston motor

Relief Valve Settings

Implement circuit	34.3 MPa
Swing circuit	32.4 MPa
Travel circuit	34.3 MPa
Pilot circuit	3.9 MPa
Power boost	38.0 MPa

Hydraulic Cylinders

	Quantity	Bore	Rod diameter
Boom	2	135 mm	95 mm
Arm	1	150 mm	105 mm
Bucket	1	135 mm	90 mm

UPPERSTRUCTURE

Revolving Frame

D-section frame for resistance to deformation.

Swing Device

Axial piston motor with planetary reduction gear is bathed in oil. Swing circle is single-row. Swing parking brake is spring-set/hydraulic-released disc type.

Swing speed	10.3 min ⁻¹
Swing torque	90.5 kNm

UNDERCARRIAGE

Tracks

Heat-treated connecting pins with dirt seals. Hydraulic (grease) track adjusters with shock-absorbing recoil springs.

Numbers of Rollers and Shoes on Each Side

Upper rollers	2
Lower rollers	8
Track shoes	48
Track guards	3

Travel Device

Each track driven by 2-speed axial piston motor. Parking brake is spring-set/hydraulic-released disc type. Automatic transmission system: High-Low.

Travel speeds	High : 0 to 5.2 km/h Low : 0 to 3.1 km/h
---------------------	---

Maximum traction force ... 246 kN

Gradeability

70% (35 degree) continuous

SOUND LEVEL

Sound level in cab according to ISO 6396 LpA 69 dB(A)
External sound level according to ISO 6395 and
EU Directive 2000/14/EC LwA 103 dB(A)

Air Conditioning System

The air conditioning system contains fluorinated greenhouse gases.
Refrigerant type: HFC-134a, GWP: 1430, Amount: 0.85kg, CO_{2e}: 1.22ton.

SERVICE REFILL CAPACITIES

Fuel tank	510.0 L
Engine coolant	48.0 L
Engine oil	48.0 L
Swing device	12.0 L
Travel device (each side)	9.4 L
Hydraulic system	294.0 L
Hydraulic oil tank	163.0 L
DEF/AdBlue® tank	70.0 L

WEIGHTS AND GROUND PRESSURE

ZX300LC MONO STRAIGHT BOOM:

Equipped with 6.50 m mono straight boom, 3.11 m arm and 1.10 m³ bucket (SAE, PCSA heaped), 5 600 kg counterweight.

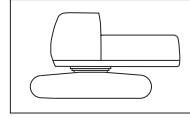
Shoe type	Shoe width	Operating weight	Ground pressure
Triple grouser	600 mm	30 000 kg	56 kPa
	700 mm	30 400 kg	48 kPa
	800 mm	30 800 kg	43 kPa
	900 mm	31 200 kg	38 kPa

ZX300LCN MONO STRAIGHT BOOM:

Equipped with 6.50 m mono straight boom, 3.11 m arm and 1.10 m³ bucket (SAE, PCSA heaped), 5 600 kg counterweight.

Shoe type	Shoe width	Operating weight	Ground pressure
Triple grouser	600 mm	29 900 kg	55 kPa
	700 mm	30 200 kg	48 kPa

Basic Machine Weight and Overall width



Excluding front end attachment, fuel, hydraulic oil and coolant etc.
Including counterweight.

ZX300LC

Shoe width	Weight	Overall width
600 mm	23 900 kg	3 190 mm
700 mm	24 200 kg	3 290 mm
800 mm	24 600 kg	3 390 mm
900 mm	25 000 kg	3 490 mm

ZX300LCN

Shoe width	Weight	Overall width
600 mm	23 700 kg	2 990 mm
700 mm	24 100 kg	3 090 mm

Components weight

	Weight
Counterweight	5 600 kg
Mono straight boom (with arm cylinder)	2 510 kg
2.42 m arm (with bucket cylinder)	1 410 kg
3.11 m arm (with bucket cylinder)	1 480 kg
1.10 m ³ bucket	900 kg

BUCKET AND ARM DIGGING FORCE

ZAXIS 300LC / ZAXIS 300LCN

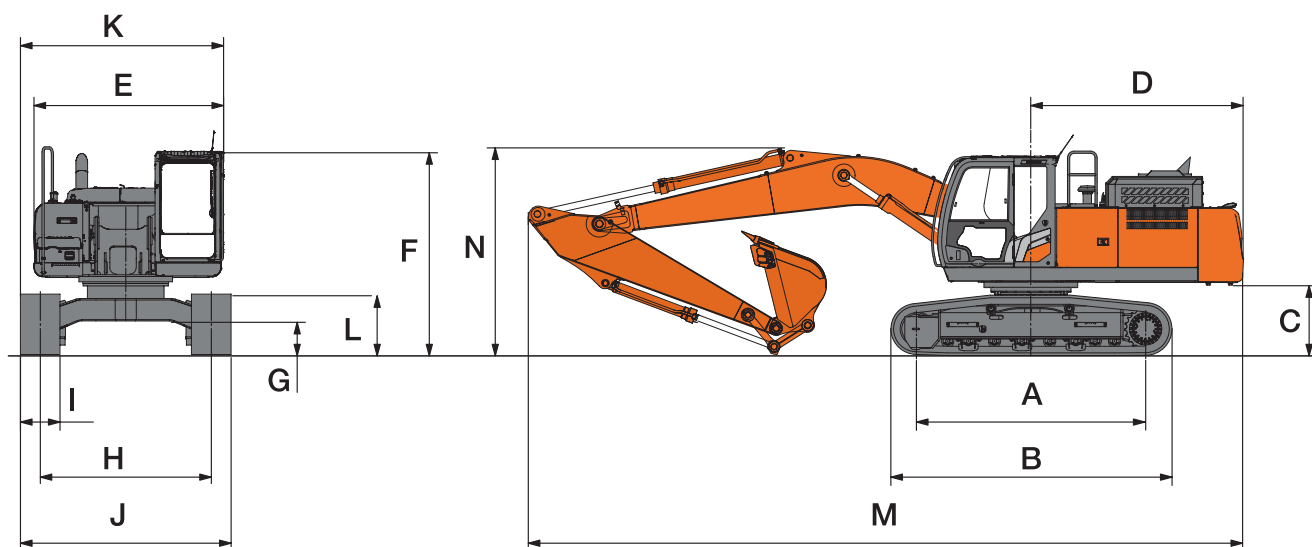
Arm length	2.42 m	3.11 m
Bucket digging force* ISO	202 kN	
Bucket digging force* SAE : PCSA	175 kN	
Arm crowd force* ISO	182 kN	144 kN
Arm crowd force* SAE : PCSA	174 kN	138 kN

* At power boost.

SPECIFICATIONS

ZX300LC / ZX300LCN

DIMENSIONS

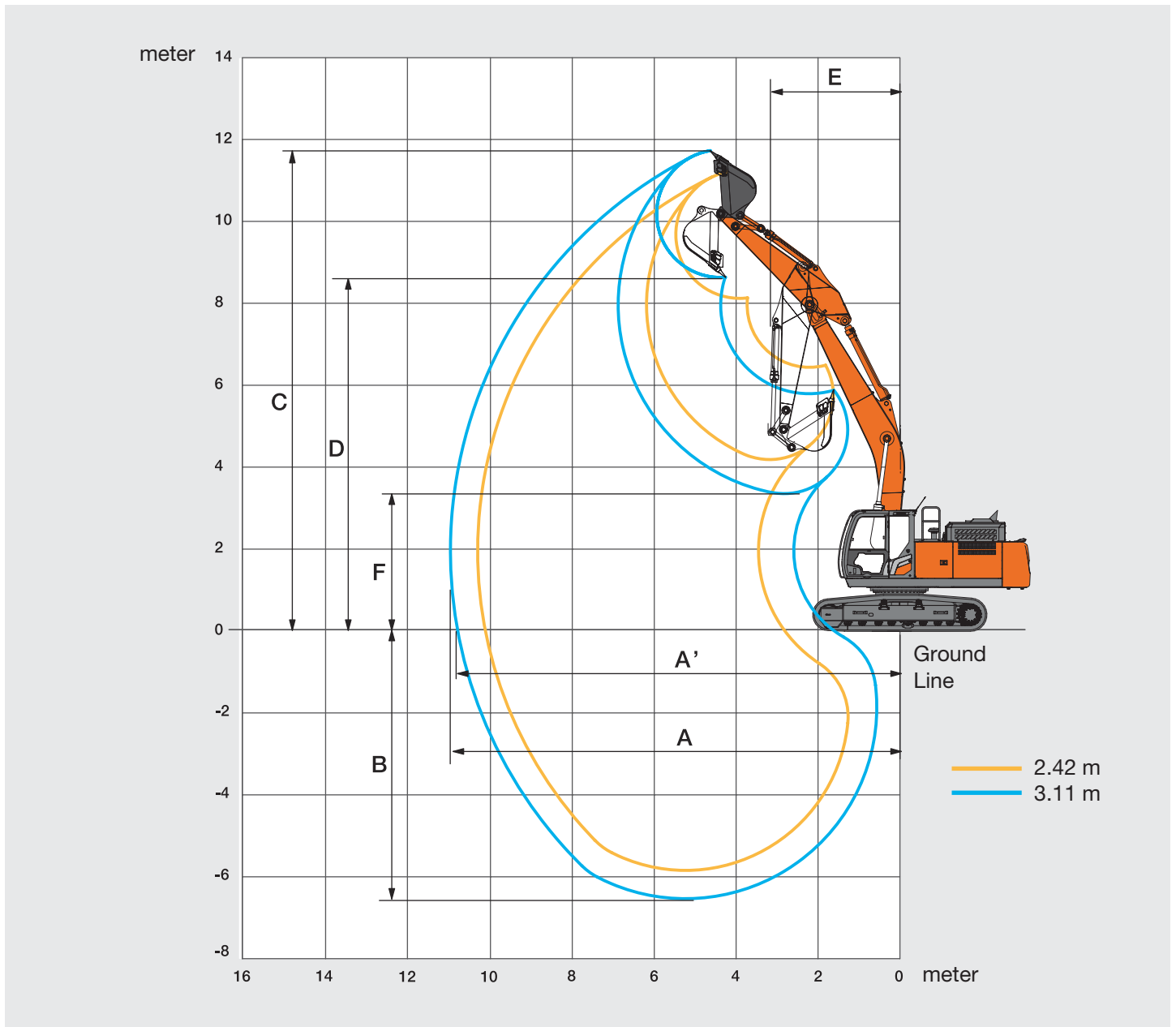


Unit: mm

	ZX300LC MONO STRAIGHT BOOM	ZX300LCN MONO STRAIGHT BOOM
A Distance between tumblers	4 050	4 050
B Undercarriage length	4 970	4 970
*C Counterweight clearance	1 130	1 130
D Rear-end swing radius	3 250	3 250
E Overall width of upperstructure	2 990	2 990
F Overall height of cab	3 120	3 120
*G Min. ground clearance	510	510
H Track gauge	2 590	2 390
I Track shoe width	600 / 700 / 800 / 900	600 / 700
J Undercarriage width	3 190 / 3 290 / 3 390 / 3 490	2 990 / 3 090
K Overall width	3 190 / 3 290 / 3 390 / 3 490	2 990 / 3 090
L Overall length		
With 2.42 m Arm	10 860	10 860
With 3.11 m Arm	10 860	10 860
M Overall height of boom		
With 2.42 m Arm	3 280	3 280
With 3.11 m Arm	3 240	3 240
N Track height with triple grouser shoes	1 070	1 070

*: Excluding track shoe lug

WORKING RANGES



Unit: mm

Arm Length	ZX300LC / ZX300LCN MONO STRAIGHT BOOM	
	2.42 m	3.11 m
A Max. digging reach	10 330	11 000
A' Max. digging reach (on ground)	10 150	10 825
B Max. digging depth	5 870	6 560
C Max. cutting height	11 190	11 710
D Max. dumping height	8 110	8 620
E Min. swing radius	3 600	3 240
F Min. dumping height	4 170	3 330

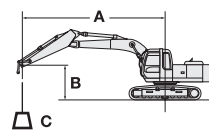
•': Excluding track shoe lug

LIFTING CAPACITIES

ZX300LC / ZX300LCN

Metric measure

- Notes:
1. Ratings are based on ISO 10567.
 2. Lifting capacity of the ZAXIS series does not exceed 75% of tipping load with the machine on firm, level ground or 87% full hydraulic capacity.
 3. The load point is the center-line of the bucket pivot mounting pin on the arm.
 4. * Indicates load limited by hydraulic capacity.
 5. 0m = Ground.
- For lifting capacities, subtract bucket and quick hitch weight from lifting capacities.



- A: Load radius
B: Load point height
C: Lifting capacity

ZX300LC MONO STRAIGHT BOOM

Rating over-front Rating over-side or 360 degrees Unit: kg



Conditions	Load point height (m)	Load radius (m)														At max. reach		
		3.0		4.0		5.0		6.0		7.0		8.0		9.0				meter
Boom: 6.35 m Arm: 2.42 m Counterweight: 6500 kg Shoe 600 mm	10.0																	
	9.0					8 530*	8 530*									8 530*	8 530*	5.11
	8.0					8 030*	8 030*	7 700*	7 700*							7 700*	7 470	6.29
	7.0					8 190*	8 190*	7 600*	7 600*	7 290*	6 320					7 290*	6 110	7.14
	6.0			10 120*	10 120*	8 750*	8 750*	7 870*	7 870*	7 290*	6 320					7 060*	5 330	7.76
	5.0			11 740*	11 740*	9 620*	9 620*	8 350*	7 890	7 520*	6 250	6 990*	5 070			6 930*	4 860	8.21
	4.0					10 660*	10 020	8 950*	7 680	7 860*	6 130	7 120*	5 030			6 840*	4 550	8.52
	3.0					11 650*	9 660	9 540*	7 470	8 210*	6 010	7 290*	4 960			6 790*	4 380	8.70
	2.0							9 990*	7 300	8 490*	5 900	7 430*	4 900			6 740	4 310	8.77
	1.0					12 480*	9 260	10 220*	7 190	8 640*	5 830	7 470*	4 860			6 710*	4 330	8.71
	0 (Ground)					12 250*	9 220	10 180*	7 130	8 600*	5 790	7 340*	4 840			6 640*	4 460	8.54
	-1.0					11 690*	9 260	9 830*	7 140	8 310*	5 790	6 930*	4 870			6 540*	4 700	8.24
	-2.0	10 110*	10 110*	12 450*	12 450*	10 790*	9 350	9 150*	7 200	7 670*	5 850					6 330*	5 110	7.80
	-3.0			10 840*	10 840*	9 480*	9 480*	8 020*	7 310	6 390*	5 970					5 960*	5 790	7.19
	-4.0					7 530*	7 530*	6 050*	6 050*							5 240*	5 240*	6.36
-5.0																		











ZX300LCN MONO STRAIGHT BOOM







Rating over-front Rating over-side or 360 degrees Unit: kg

Conditions	Load point height (m)	Load radius (m)														At max. reach		
		3.0		4.0		5.0		6.0		7.0		8.0		9.0				meter
Boom: 6.35 m Arm: 2.42 m Counterweight: 6500 kg Shoe 600 mm	10.0																	
	9.0					8 530*	8 530*									8 530*	8 530*	5.11
	8.0					8 030*	8 030*	7 700*	7 460							7 700*	6 870	6.29
	7.0					8 190*	8 190*	7 600*	7 490	7 290*	5 820					7 290*	5 620	7.14
	6.0			10 120*	10 120*	8 750*	8 750*	7 870*	7 400	7 290*	5 820					7 060*	4 900	7.76
	5.0			11 740*	11 740*	9 620*	9 520	8 350*	7 240	7 520*	5 740	6 990*	4 660			6 930*	4 460	8.21
	4.0					10 660*	9 150	8 950*	7 040	7 860*	5 630	7 120*	4 620			6 840*	4 180	8.52
	3.0					11 640*	8 790	9 540*	6 840	8 210*	5 510	7 290*	4 550			6 790*	4 020	8.70
	2.0							9 990*	6 670	8 490*	5 410	7 430*	4 500			6 700	3 950	8.77
	1.0					12 480*	8 400	10 220*	6 560	8 640*	5 330	7 470*	4 450			6 710*	3 970	8.71
	0 (Ground)					12 250*	8 370	10 180*	6 500	8 600*	5 290	7 340*	4 440			6 640*	4 080	8.54
	-1.0					11 690*	8 400	9 830*	6 510	8 310*	5 300	6 930*	4 460			6 540*	4 310	8.24
	-2.0	10 110*	10 110*	12 450*	11 940	10 790*	8 490	9 150*	6 570	7 670*	5 350					6 330*	4 680	7.80
	-3.0			10 840*	10 840*	9 480*	8 630	8 020*	6 680	6 390*	5 470					5 960*	5 310	7.19
	-4.0					7 530*	7 530*	6 050*	6 050*							5 240*	5 240*	6.36
-5.0																		



ZAXIS 300LC MONO STRAIGHT BOOM











 Rating over-front  Rating over-side or 360 degrees Unit: kg







Conditions	Load point height (m)	Load radius (m)									
		3.0		4.0		5.0		6.0		7.0	
											
Boom: 6.35 m Arm: 3.11 m Counterweight: 6 500 kg Shoe 600 mm	10.0										
	9.0							6 430*	6 430*		
	8.0							6 790*	6 790*	6 060*	6 060*
	7.0							6 850*	6 850*	6 560*	6 470
	6.0					7 850*	7 850*	7 180*	7 180*	6 700*	6 420
	5.0			10 320*	10 320*	8 720*	8 720*	7 700*	7 700*	7 000*	6 320
	4.0			12 260*	12 260*	9 800*	9 800*	8 350*	7 790	7 400*	6 190
	3.0					10 900*	9 850	9 020*	7 560	7 820*	6 050
	2.0					11 790*	9 510	9 610*	7 360	8 200*	5 920
	1.0					12 300*	9 300	10 010*	7 200	8 460*	5 820
	0 (Ground)			8 420*	8 420*	12 390*	9 190	10 160*	7 110	8 570*	5 750
	-1.0	5 940*	5 940*	11 350*	11 350*	12 100*	12 100*	10 030*	7 070	8 460*	5 720
	-2.0	9 640*	9 640*	13 800*	13 040	11 470*	9 220	9 590*	7 090	8 080*	5 740
	-3.0	13 900*	13 900*	12 400*	12 400*	10 450*	9 320	8 780*	7 170	7 320*	5 810
	-4.0	12 060*	12 060*	10 490*	10 490*	8 940*	8 940*	7 460*	7 300	5 850*	5 850*
-5.0											

Conditions	Load point height (m)	Load radius (m)				At max. reach		
		8.0		9.0				meter
								
Boom: 6.35 m Arm: 3.11 m Counterweight: 6 500 kg Shoe 600 mm	10.0					5 610*	5 610*	6.19
	9.0					5 140*	5 140*	7.19
	8.0					4 870*	4 870*	7.94
	7.0					4 680*	4 650	8.51
	6.0	6 390*	5 170			4 650*	4 290	8.92
	5.0	6 510*	5 130			4 720*	4 060	9.20
	4.0	6 730*	5 060	6 130*	4 210	4 790*	3 920	9.37
	3.0	6 980*	4 980	6 360*	4 170	4 920*	3 860	9.43
	2.0	7 200*	4 900	6 450*	4 130	5 140*	3 870	9.38
	1.0	7 350*	4 830	6 440	4 100	5 460*	3 960	9.22
	0 (Ground)	7 380*	4 790	6 350*	4 090	5 970*	4 150	8.94
	-1.0	7 210*	4 780			6 560*	4 440	8.54
	-2.0	6 750*	4 810			5 690*	4 920	7.99
	-3.0					5 290*	5 290*	7.25
	-4.0							
-5.0								

ZAXIS 300LCN MONO STRAIGHT BOOM

 Rating over-front  Rating over-side or 360 degrees Unit: kg

Conditions	Load point height (m)	Load radius (m)									
		3.0		4.0		5.0		6.0		7.0	
											
Boom: 6.35 m Arm: 3.11 m Counterweight: 6 500 kg Shoe 600 mm	10.0										
	9.0							6 430*	6 430*		
	8.0							6 790*	6 790*	6 060*	5 910
	7.0							6 850*	6 850*	6 560*	5 960
	6.0					7 850*	7 850*	7 180*	7 180*	6 700*	5 910
	5.0			10 320*	10 320*	8 720*	8 720*	7 700*	7 360	7 000*	5 820
	4.0			12 260*	12 260*	9 800*	9 360	8 350*	7 150	7 400*	5 690
	3.0					10 900*	8 970	9 020*	6 920	7 820*	5 550
	2.0					11 790*	8 650	9 610*	6 720	8 200*	5 420
	1.0					12 300*	8 440	10 010*	6 570	8 460*	5 320
	0 (Ground)			8 420*	8 420*	12 390*	8 330	10 160*	6 480	8 570*	5 250
	-1.0	5 940*	5 940*	11 350*	11 350*	12 100*	8 310	10 030*	6 440	8 460*	5 230
	-2.0	9 640*	9 640*	13 800*	11 720	11 470*	8 360	9 590*	6 460	8 080*	5 240
	-3.0	13 900*	13 900*	12 400*	11 880	10 450*	8 460	8 780*	6 540	7 320*	5 310
	-4.0	12 060*	12 060*	10 490*	10 490*	8 940*	8 620	7 460*	6 670	5 850*	5 460
-5.0											

Conditions	Load point height (m)	Load radius (m)				At max. reach		
		8.0		9.0				meter
								
Boom: 6.35 m Arm: 3.11 m Counterweight: 6 500 kg Shoe 600 mm	10.0					5 610*	5 610*	6.19
	9.0					5 140*	5 140*	7.19
	8.0					4 870*	4 870*	7.94
	7.0					4 680*	4 270	8.51
	6.0	6 390*	4 760			4 650*	3 940	8.92
	5.0	6 510*	4 720			4 720*	3 720	9.20
	4.0	6 730*	4 650	6 103*	3 860	4 790*	3 590	9.37
	3.0	6 980*	4 570	6 360*	3 830	4 920*	3 530	9.43
	2.0	7 200*	4 490	6 440	3 790	5 140*	3 540	9.38
	1.0	7 350*	4 430	6 400	3 750	5 460*	3 630	9.22
	0 (Ground)	7 380*	4 380	6 350*	3 740	5 970*	3 800	8.94
	-1.0	7 210*	4 370			5 920*	4 070	8.54
	-2.0	6 750*	4 410			5 690*	4 510	7.99
	-3.0					5 290*	5 240	7.25
	-4.0							
-5.0								

SPECIFICATIONS

ZX350LC / ZX350LCN

ENGINE

Model	Isuzu 6HK1X
Type	4-cycle water-cooled, common rail direct injection
Aspiration	Variable geometry turbocharged, intercooled, cooled EGR
Aftertreatment	DOC+CSF+SCR system
No. of cylinders	6
Rated power	
ISO 14396	210 kW at 1 900 min ⁻¹
ISO 9249, net	202 kW at 1 900 min ⁻¹
SAE J1349, net	202 kW at 1 900 min ⁻¹
Maximum torque	1 080 Nm at 1 500 min ⁻¹
Piston displacement	7.790 L
Bore and stroke	115 mm x 125 mm
Batteries	2 x 12 V / 135 Ah

HYDRAULIC SYSTEM

Hydraulic Pumps

Main pumps	3 variable displacement axial piston pumps
Maximum oil flow	2 x 288 L/min 1 x 260 L/min
Pilot pump	1 gear pump
Maximum oil flow	36.8 L/min

Hydraulic Motors

Travel	2 variable displacement axial piston motors
Swing	1 axial piston motor

Relief Valve Settings

Implement circuit	34.3 MPa
Swing circuit	32.4 MPa
Travel circuit	34.3 MPa
Pilot circuit	3.9 MPa
Power boost	38.0 MPa

Hydraulic Cylinders

	Quantity	Bore	Rod diameter
Boom	2	145 mm	100 mm
Arm	1	170 mm	115 mm
Bucket	1	140 mm	95 mm

UPPERSTRUCTURE

Revolving Frame

D-section frame for resistance to deformation.

Swing Device

Axial piston motor with planetary reduction gear is bathed in oil. Swing circle is single-row. Swing parking brake is spring-set/hydraulic-released disc type.

Swing speed	9.7 min ⁻¹
Swing torque	120 kNm

UNDERCARRIAGE

Tracks

Heat-treated connecting pins with dirt seals. Hydraulic (grease) track adjusters with shock-absorbing recoil springs.

Numbers of Rollers and Shoes on Each Side

Upper rollers	2
Lower rollers	8
Track shoes	48
Track guards	3

Travel Device

Each track driven by 2-speed axial piston motor. Parking brake is spring-set/hydraulic-released disc type. Automatic transmission system: High-Low.

Travel speeds	High : 0 to 5.0 km/h Low : 0 to 3.2 km/h
---------------------	---

Maximum traction force ... 298 kN

Gradeability

70% (35 degree) continuous

SOUND LEVEL

Sound level in cab according to ISO 6396 LpA 71 dB(A)
External sound level according to ISO 6395 and
EU Directive 2000/14/EC LwA 104 dB(A)

Air Conditioning System

The air conditioning system contains fluorinated greenhouse gases.
Refrigerant type: HFC-134a, GWP: 1430, Amount: 0.85kg, CO2e: 1.22ton.

SERVICE REFILL CAPACITIES

Fuel tank	630.0 L
Engine coolant	48.0 L
Engine oil	48.0 L
Swing device	15.7 L
Travel device (each side)	11.0 L
Hydraulic system	340.0 L
Hydraulic oil tank	198.0 L
DEF/AdBlue® tank	70.0 L

WEIGHTS AND GROUND PRESSURE

ZX350LC MONO STRAIGHT BOOM FRONT:

Equipped with 6.70 m mono straight boom, 3.20 m arm and 1.40 m³ bucket (SAE, PCSA heaped), 7 600 kg counterweight.

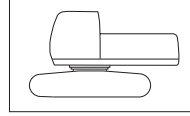
Shoe type	Shoe width	Operating weight	Ground pressure
Triple grouser	600 mm	35 400 kg	66 kPa
	700 mm	35 800 kg	57 kPa
	800 mm	36 200 kg	50 kPa
	900 mm	36 500 kg	45 kPa

ZX350LCN MONO STRAIGHT BOOM FRONT:

Equipped with 6.70 m mono straight boom, 3.20 m arm and 1.40 m³ bucket (SAE, PCSA heaped), 7 600 kg counterweight.

Shoe type	Shoe width	Operating weight	Ground pressure
Triple grouser	600 mm	35 200 kg	65 kPa
	700 mm	35 600 kg	56 kPa

Basic Machine Weight and Overall width



Excluding front end attachment, fuel, hydraulic oil and coolant etc.
Including counterweight.

ZX350LC

Shoe width	Weight	Overall width
600 mm	27 300 kg	3 190 mm
700 mm	27 700 kg	3 290 mm
800 mm	28 100 kg	3 390 mm
900 mm	28 400 kg	3 490 mm

ZX350LCN

Shoe width	Weight	Overall width
600 mm	27 200 kg	2 990 mm
700 mm	27 600 kg	3 090 mm

Components weight

	Weight
Counterweight	7 600 kg
Mono straight boom (with arm cylinder)	3 550 kg
2.67 m arm (with bucket cylinder)	1 780 kg
3.20 m arm (with bucket cylinder)	1 850 kg
1.40 m ³ bucket	1 170 kg

BUCKET AND ARM DIGGING FORCE

ZAXIS 350LC / ZAXIS 350LCN

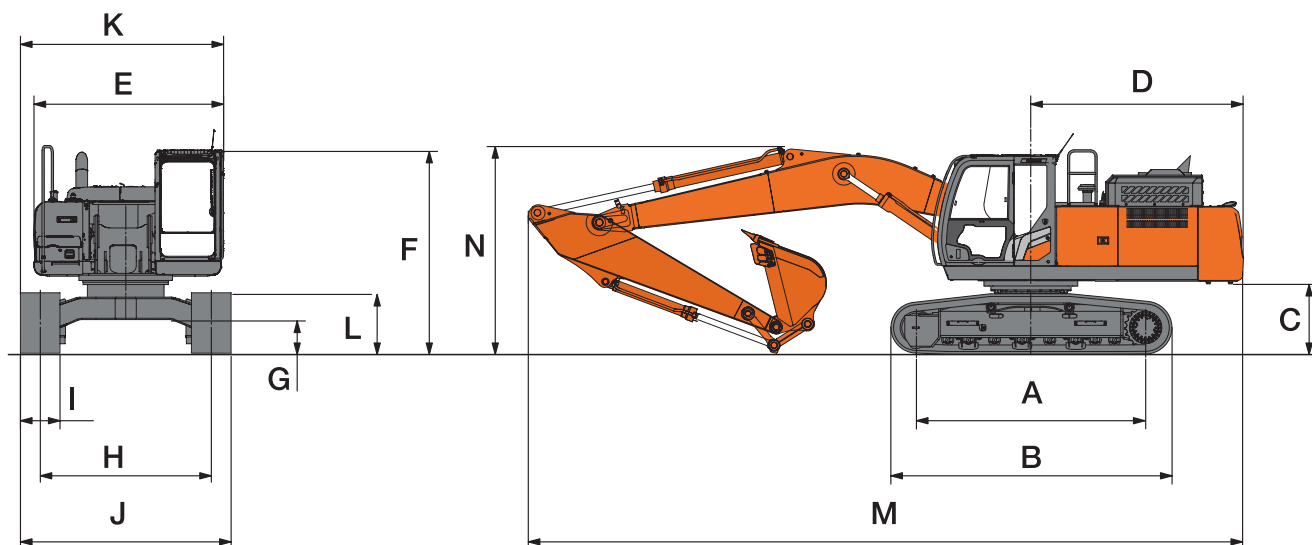
Arm length	2.67 m	3.20 m
Bucket digging force* ISO	246 kN	
Bucket digging force* SAE : PCSA	214 kN	
Arm crowd force* ISO	222 kN	185 kN
Arm crowd force* SAE : PCSA	213 kN	177 kN

* At power boost

SPECIFICATIONS

ZX350LC / ZX350LCN

DIMENSIONS

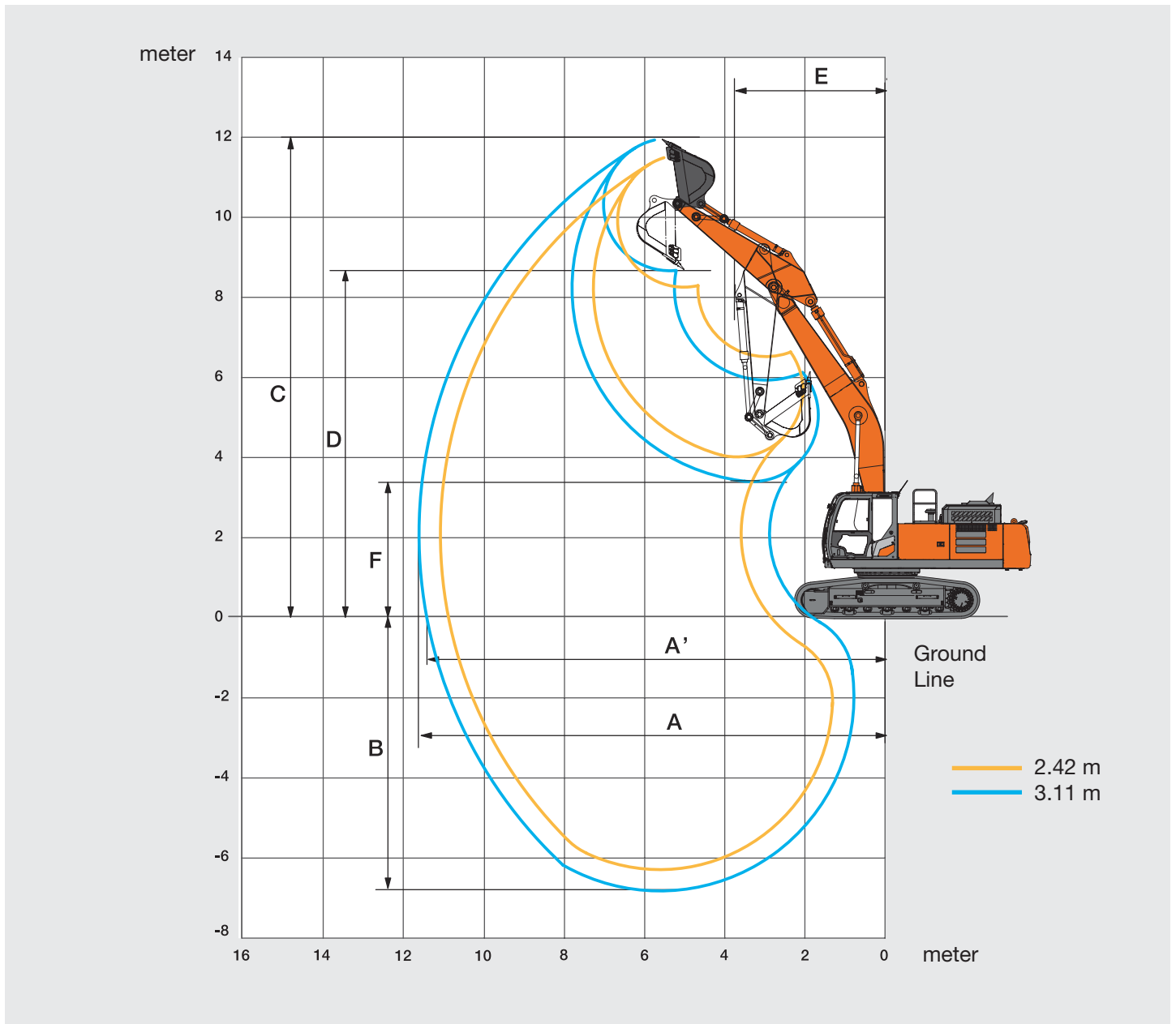


Unit: mm

	ZX350LC MONO STRAIGHT BOOM	ZX350LCN MONO STRAIGHT BOOM	
A	Distance between tumblers	4 050	4 050
B	Undercarriage length	4 970	4 970
*C	Counterweight clearance	1 160	1 160
D	Rear-end swing radius	3 600	3 600
E	Overall width of upperstructure	2 990	2 990
F	Overall height of cab	3 150	3 150
*G	Min. ground clearance	500	500
H	Track gauge	2 590	2 390
I	Track shoe width	600 / 700 / 800 / 900	600 / 700
J	Undercarriage width	3 190 / 3 290 / 3 390 / 3 490	2 990 / 3 090
K	Overall width	3 190 / 3 290 / 3 390 / 3 490	2 990 / 3 090
L	Overall length		
	With 2.67 m Arm	11 650	11 650
	With 3.20 m Arm	11 610	11 610
M	Overall height of boom		
	With 2.67 m Arm	3 370	3 370
	With 3.20 m Arm	3 250	3 250
N	Track height with triple grouser shoes	1 070	1 070

•* Excluding track shoe lug

WORKING RANGES



Unit: mm

	ZX350LC / ZX350LCN MONO STRAIGHT BOOM	
	2.67 m	3.20 m
A Max. digging reach	10 990	11 520
A' Max. digging reach (on ground)	10 780	11 330
B Max. digging depth	6 295	6 830
C Max. cutting height	11 540	11 980
D Max. dumping height	8 290	8 710
E Min. swing radius	3 940	3 790
F Min. dumping height	4 040	3 420

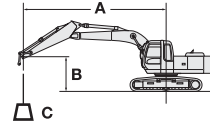
•' Excluding track shoe lug

LIFTING CAPACITIES

ZX350LC / ZX350LCN

Metric measure

- Notes:
1. Ratings are based on ISO 10567.
 2. Lifting capacity of the ZAXIS series does not exceed 75% of tipping load with the machine on firm, level ground or 87% full hydraulic capacity.
 3. The load point is the center-line of the bucket pivot mounting pin on the arm.
 4. * Indicates load limited by hydraulic capacity.
 5. 0m = Ground.
- For lifting capacities, subtract bucket and quick hitch weight from lifting capacities.



- A: Load radius
B: Load point height
C: Lifting capacity

ZAXIS 350LC MONO STRAIGHT BOOM

Rating over-front Rating over-side or 360 degrees Unit: kg

Conditions	Load point height (m)	Load radius (m)													
		3.0		4.0		5.0		6.0		7.0					
Boom: 6.70 m Arm: 2.67 m Counterweight: 7 600 kg Shoe 600 mm	10.0														
	9.0														
	8.0								9 470*	9 470*					
	7.0								9 190*	9 190*	8 770*	7 850			
	6.0								9 380*	9 380*	8 710*	7 880			
	5.0								9 850*	9 850*	8 930*	7 790			
	4.0								10 500*	9 630	9 300*	7 630			
	3.0								13 590*	12 100	11 240*	9 740*	7 440		
	2.0									11 910*	8 990	10 160*	7 240		
	1.0									12 380*	8 740	10 470*	7 080		
	0 (Ground)									15 230*	11 040	12 550*	8 580	10 600*	6 960
	-1.0									14 770*	11 010	12 380*	8 510	10 490*	6 900
	-2.0	12 330*	12 330*	14 420*	14 420*	12 810*	11 190	11 020*	8 590	9 370*	6 950				
-3.0			12 510*	12 510*	11 220*	11 220*	9 700*	8 730	8 110*	7 080					
-4.0			9 930*	9 930*	9 020*	9 020*	7 690*	7 690*							
-5.0															

Conditions	Load point height (m)	Load radius (m)						At max. reach		
		8.0		9.0		10.0				meter
Boom: 6.70 m Arm: 2.67 m Counterweight: 7 600 kg Shoe 600 mm	10.0									
	9.0									
	8.0							9 440*	9 440*	6.20
	7.0							8 760*	7 490	7.18
	6.0	8 300*	6 270					8 360*	6 380	7.91
	5.0	8 460*	6 200					8 120*	5 690	8.46
	4.0	8 700*	6 100	7 870	5 080			7 950*	5 240	8.86
	3.0	8 930*	5 980	7 810	5 030			7 690	4 690	9.13
	2.0	9 100*	5 880	7 760	4 980			7 450	4 790	9.28
	1.0	9 140	5 810	7 720	4 940			7 360	4 720	9.33
	0 (Ground)	9 000*	5 770	7 620*	4 940			7 420	4 760	9.26
	-1.0	8 590*	5 780					7 480*	4 890	9.08
	-2.0	7 750*	5 850					7 320*	5 140	8.78
-3.0							7 040*	5 560	8.35	
-4.0							6 560*	6 230	7.77	
-5.0							5 740*	5 740*	6.99	



ZAXIS 350LCN MONO STRAIGHT BOOM











Rating over-front Rating over-side or 360 degrees Unit: kg











Conditions	Load point height (m)	Load radius (m)													
		3.0		4.0		5.0		6.0		7.0					
Boom: 6.70 m Arm: 2.67 m Counterweight: 7 600 kg Shoe 600 mm	10.0														
	9.0														
	8.0								9 470*	9 330					
	7.0								9 190*	9 190*	8 770*	7 270			
	6.0								9 380*	9 360	8 710*	7 300			
	5.0								9 850*	9 170	8 930*	7 210			
	4.0								10 500*	8 890	9 300*	7 050			
	3.0								13 590*	11 090	11 240*	9 740*	6 860		
	2.0									11 910*	8 260	10 160*	6 680		
	1.0									12 380*	8 020	10 470*	6 510		
	0 (Ground)									15 230*	10 060	12 550*	7 860	10 600*	6 400
	-1.0									14 770*	10 040	12 380*	7 790	10 490*	6 340
	-2.0	12 330*	12 330*	14 420*	14 420	12 810*	10 210	11 880*	7 800	10 110*	6 330				
-3.0			12 510*	12 510*	11 220*	10 390	11 020*	7 870	9 370*	6 390					
-4.0			9 930*	9 930*	9 020*	9 020*	9 700*	8 010	9 110*	6 520					
-5.0							7 690*	7 690*							

Conditions	Load point height (m)	Load radius (m)						At max. reach		
		8.0		9.0		10.0				meter
Boom: 6.70 m Arm: 2.67 m Counterweight: 7 600 kg Shoe 600 mm	10.0									
	9.0									
	8.0							9 440*	8 790	6.20
	7.0							8 760*	6 940	7.18
	6.0	8 300*	5 800					8 360*	5 910	7.91
	5.0	8 460*	5 730					8 120*	5 260	8.46
	4.0	8 700*	5 630	7 850	4 680			7 950*	4 840	8.86
	3.0	8 930*	5 520	7 800	4 630			7 670	4 570	9.13
	2.0	9 100*	5 420	7 740	4 580			7 440	4 420	9.28
	1.0	9 120	5 340	7 710	4 550			7 340	4 350	9.33
	0 (Ground)	9 000*	5 310	7 620*	4 550			7 400	4 380	9.26
	-1.0	8 590*	5 320					7 480*	4 500	9.08
	-2.0	7 750*	5 390					7 320*	4 740	8.78
-3.0							7 040*	5 130	8.35	
-4.0							6 560*	5 750	7.77	
-5.0							5 740*	5 740*	6.99	



ZAXIS 350LC MONO STRAIGHT BOOM











 Rating over-front  Rating over-side or 360 degrees Unit: kg











Conditions	Load point height (m)	Load radius (m)									
		3.0		4.0		5.0		6.0		7.0	
											
Boom: 6.70 m Arm: 3.20 m Counterweight: 7 600 kg Shoe 600 mm	10.0										
	9.0							8 630*	8 630*		
	8.0									8 130*	8 050
	7.0							8 780*	8 780*	8 200*	8 020
	6.0							9 280*	9 280*	8 480*	7 910
	5.0			14 110*	14 110*	11 560*	11 560*	9 980*	9 800	8 900*	7 740
	4.0			16 530*	16 530*	12 880*	12 400	10 770*	9 470	9 390*	7 540
	3.0					14 120*	11 840	11 540*	9 140	9 880*	7 330
	2.0					14 980*	11 400	12 150*	8 850	10 290*	7 140
	1.0					15 310*	11 150	12 490*	8 650	10 530*	7 000
	0 (Ground)			9 170*	9 170*	15 150*	11 040	12 510*	8 540	10 560*	6 910
	-1.0			13 030*	13 030*	14 580*	11 040	12 200*	8 500	10 340*	6 880
	-2.0	11 770*	11 770*	16 000*	15 790	13 630*	11 120	11 540*	8 540	9 800*	6 900
-3.0	15 870*	15 870*	14 200*	14 200*	12 270*	11 270	10 480*	8 640	8 850*	6 990	
-4.0			11 840*	11 840*	10 390*	10 390*	8 870*	8 810	7 260*	7 150	
-5.0					7 720*	7 720*	6 330*	6 330*			

Conditions	Load point height (m)	Load radius (m)						At max. reach		
		8.0		9.0		10.0				meter
										
Boom: 6.70 m Arm: 3.20 m Counterweight: 7 600 kg Shoe 600 mm	10.0									
	9.0							7 120*	7 120*	6.98
	8.0							6 670*	6 550	7.86
	7.0	7 810*	6 420					6 330*	5 700	8.54
	6.0	7 900*	6 380	6 710*	5 210			6 180*	5 150	9.05
	5.0	8 130*	6 290	7 570*	5 190			6 190*	4 790	9.42
	4.0	8 420*	6 170	7 700*	5 130			6 300*	4 560	9.67
	3.0	8 720*	6 040	7 850*	5 060			6 360*	4 420	9.82
	2.0	8 970*	5 920	7 780	4 990			6 570*	4 360	9.86
	1.0	9 110*	5 820	7 720	4 940			6 830*	4 380	9.80
	0 (Ground)	9 080*	5 760	7 690	4 910			7 000	4 490	9.63
	-1.0	8 840*	5 740	7 470*	4 920			6 900*	4 700	9.35
	-2.0	8 280*	5 780					6 680*	5 030	8.95
-3.0	7 210*	5 870					6 360*	5 550	8.40	
-4.0							5 780*	5 780*	7.69	
-5.0										

ZAXIS 350LCN MONO STRAIGHT BOOM

 Rating over-front  Rating over-side or 360 degrees Unit: kg

Conditions	Load point height (m)	Load radius (m)									
		3.0		4.0		5.0		6.0		7.0	
											
Boom: 6.70 m Arm: 3.20 m Counterweight: 7 600 kg Shoe 600 mm	10.0							8 630*	8 630*		
	9.0									8 130*	7 460
	8.0									8 200*	7 440
	7.0							8 780*	8 780*	8 200*	7 440
	6.0							9 280*	9 280*	8 480*	7 330
	5.0			14 110*	14 110*	11 560*	11 560*	9 980*	9 060	8 900*	7 160
	4.0			16 530*	15 790	12 880*	11 380	10 770*	8 730	9 390*	6 970
	3.0					14 120*	10 840	11 540*	8 410	9 880*	6 760
	2.0					14 980*	10 420	12 150*	8 130	10 290*	6 580
	1.0					15 310*	10 170	12 490*	7 930	10 530*	6 440
	0 (Ground)			9 170*	9 170*	15 150*	10 070	12 510*	7 820	10 560*	6 350
	-1.0			13 030*	13 030	14 580*	10 070	12 200*	7 790	10 340*	6 320
	-2.0	11 770*	11 770*	16 000*	14 270	13 630*	10 140	11 540*	7 820	9 800*	6 340
-3.0	15 870*	15 870*	14 200*	14 200*	12 270*	10 280	10 480*	7 920	8 850*	6 420	
-4.0			11 840*	11 840*	10 390*	10 390*	8 870*	8 090	7 260*	6 590	
-5.0					7 720*	7 720*	6 330*	6 330*			

Conditions	Load point height (m)	Load radius (m)						At max. reach		
		8.0		9.0		10.0				meter
										
Boom: 6.70 m Arm: 3.20 m Counterweight: 7 600 kg Shoe 600 mm	10.0									
	9.0							7 120*	7 120	6.98
	8.0							6 670*	6 070	7.86
	7.0	7 810*	5 940					6 330*	5 270	8.54
	6.0	7 900*	5 910	6 710*	4 810			6 180*	4 760	9.05
	5.0	8 130*	5 820	7 570*	4 800			6 190*	4 430	9.42
	4.0	8 420*	5 700	7 700*	4 740			6 300*	4 210	9.67
	3.0	8 720*	5 570	7 840	4 670			6 260*	4 070	9.82
	2.0	8 970*	5 450	7 760	4 600			6 570*	4 020	9.86
	1.0	9 110*	5 360	7 700	4 550			6 820	4 040	9.80
	0 (Ground)	9 080	5 300	7 670	4 520			6 990	4 130	9.63
	-1.0	8 840*	5 280	7 470*	4 530			6 900*	4 320	9.35
	-2.0	8 280*	5 310					6 680*	4 630	8.95
-3.0	7 210*	5 410					6 360*	5 120	8.40	
-4.0							5 780*	5 780*	7.69	
-5.0										

EQUIPMENT

● : Standard equipment ○ : Optional equipment

ENGINE	ZX250LC/ ZX250LCN	ZX300LC/ ZX300LCN	ZX350LC/ ZX350LCN
Aftertreatment device	●	●	●
Air cleaner double filters	●	●	●
Alternator 60 A	●	—	—
Alternator 90 A	—	●	●
Auto idle system	●	●	●
Auto shut-down control	●	●	●
Cartridge-type engine oil filter	●	●	●
Cartridge-type fuel main filter	●	●	●
Cold fuel resistance valve	●	●	●
ConSite OIL (Sensor)*	●	●	●
DEF/AdBlue® tank inlet strainer and extension filler	●	●	●
DEF/AdBlue® tank with ISO magnet adapter	●	●	●
Dry-type air filter with evacuator valve (with air filter restriction indicator)	●	●	●
Dust-proof indoor net	●	●	●
ECO/PWR mode control	●	●	●
Electrical fuel feed pump	●	●	●
Engine oil drain coupler	●	●	●
Expansion tank	●	●	●
Fan guard	●	●	●
Fuel cooler	●	●	●
Fuel pre-filter with water separator	●	●	●
Isolation-mounted engine	●	●	●
Maintenance free pre-cleaner	○	○	○
Radiator, oil cooler and intercooler	●	●	●

HYDRAULIC SYSTEM			
Auto power lift	●	●	●
ConSite OIL (Sensor)*	●	●	●
Control valve with main relief valve	●	●	●
High mesh full flow filter	●	●	●
Hose rupture valve for arm	●	●	●
Hose rupture valve for boom	●	●	●
Pilot filter	●	●	●
Power boost	●	●	●
Restriction indicator for full flow filter	○	○	○
Suction filter	●	●	●
Swing dampener valve	●	●	●
Two extra port for control valve	●	●	●
Variable reliefvalve for breaker & crusher	●	●	●
Work mode selector	●	●	●

CAB	ZX250LC/ ZX250LCN	ZX300LC/ ZX300LCN	ZX350LC/ ZX350LCN
All-weather sound suppressed steel cab	●	●	●
Auto control air conditioner	●	●	●
AUX function lever (Breaker assist)	○	○	○
Bluetooth® integrated DAB+radio	●	●	●
Console height adjustment	●	●	●
CRES VII (Center pillar reinforced structure) cab	●	●	●
Drink holder with hot & cool function	●	●	●
Electric double horn	●	●	●
Engine shut-off switch	●	●	●
Equipped with reinforced, tinted (Green color) glass windows	●	●	●
Evacuation hammer	●	●	●
Floor mat	●	●	●
Footrest	●	●	●
Front window washer (2 points)	●	●	●
Glove compartment	●	●	●
Hands-free calling device	●	●	●
Hot & cool box	●	●	●
Intermittent windshield wipers	●	●	●
Key cylinder light	●	●	●
Laminated round glass window	○	○	○
LED room light with door courtesy	●	●	●
Magazine rack	●	●	●
OPG front guard Level II (ISO10262) compliant	○	○	○
OPG top guard Level I (ISO10262) compliant cab	●	●	●
OPG top guard Level II (ISO10262) compliant	○	○	○
Parallel link wiper	●	●	●
Pilot shut-off lever	●	●	●
Power outlet 12 V & 24V	●	●	●
Rain guard (without OPG front guard)	●	●	●
Rear tray	●	●	●
Retractable seat belt	●	●	●
ROPS (ISO12117-2) compliant cab	●	●	●
Rubber radio antenna	●	●	●
Seat : air suspension seat with heater	●	●	●
Seat adjustment part : backrest, armrest, height and angle, slide forward / back	●	●	●
Seat belt reminder	●	●	●
Short wrist control levers	●	●	●
Smartphone holder	●	●	●
Sunscreen roller type (multi-use front or side and rear window)	○	○	○
Transparent roof with slide curtain	●	●	●
USB power supply	●	●	●
Windows on front, upper, lower and left side can be opened	●	●	●
2 speakers	●	●	●
4 fluid-filled elastic mounts	●	●	●
8 inch monitor	●	●	●

● : Standard equipment ○ : Optional equipment

MONITOR SYSTEM	ZX250LC/ ZX250LCN	ZX300LC/ ZX300LCN	ZX350LC/ ZX350LCN
Alarms: overheat, engine warning, engine oil pressure, alternator, minimum fuel level, hydraulic filter restriction, air filter restriction, work mode, overload, SCR system trouble, etc	●	●	●
Alarm buzzers: overheat, engine oil pressure, overload, SCR system trouble, etc	●	●	●
Display of meters: water temperature, hour, fuel rate, clock, DEF/AdBlue® rate, etc	●	●	●
Other displays: work mode, auto-idle, glow, rearview monitor, operating conditions, etc	●	●	●
35 languages selection	●	●	●

LIGHTS			
Additional boom LED light with cover	○	○	○
Additional cab roof front LED lights	○	○	○
Additional cab roof rear LED light	○	○	○
LED lights for camera (Side and rear view camera)	○	○	○
Rotating lamp	○	○	○
2 working LED lights	●	●	●

UPPER STRUCTURE			
Aerial Angle® (Side and rear view camera)	●	●	●
Batteries 2 x 120 Ah	●	—	—
Batteries 2 x 128 Ah	—	●	●
Battery disconnect switch	●	●	●
Body top handrail	●	●	●
Counterweight 6 200 kg	●	—	—
Counterweight 5 600 kg	—	●	—
Counterweight 7 600 kg	—	—	●
Electric fuel refilling pump with auto stop and filter	●	●	●
Fuel level float	●	●	●
Hydraulic oil level gauge	●	●	●
Lockable fuel refilling cap	●	●	●
Lockable machine covers	●	●	●
Lockable tool box	●	●	●
Platform handrail	●	●	●
Skid-resistant plates	●	●	●
Swing parking brake	●	●	●
Undercover	●	●	●
Utility space	●	●	●

UNDERCARRIAGE	ZX250LC/ ZX250LCN	ZX300LC/ ZX300LCN	ZX350LC/ ZX350LCN
Bolt-on sprocket	●	●	●
Reinforced track links with pin seals	●	●	●
Shoe: 600 mm triple grouser	●	●	●
Towing hook	●	●	●
Track undercover	●	●	●
Travel direction mark on track frame	●	●	●
Travel motor covers	●	●	●
Travel parking brake	●	●	●
Upper and lower rollers	●	●	●
3 track guards (Each side) and hydraulic track adjuster	●	●	●
4 tie down hooks	●	●	●

FRONT ATTACHMENTS			
Arm tip remote lubrication	●	●	●
Casted bucket link A	●	●	●
Centralized lubrication system	●	●	●
Dirt seal on all bucket pins	●	●	●
Flanged pin	●	●	●
HN bushing	●	●	●
Lower arm reinforcement	○	○	○
Reinforced resin thrust plate	●	●	●
WC (tungsten-carbide) thermal spraying	●	●	●
Welded bucket link A with welded hook	○	○	—

ATTACHMENTS			
Breaker and crusher piping	●	●	●
Pilot accumulator	●	●	●
Accessories for 2 speed selector	○	○	○
Additional pump (30 L/min)	○	○	○
Assist piping	○	○	○

MISCELLANEOUS			
ConSite	○	○	○
Global e-Service	●	●	●
Onboard information controller	●	●	●
Standard tool kit	●	●	●
Theft prevention system**	○	○	○

Standard and optional equipment may vary by country, so please consult your Hitachi dealer for details.

* Engine oil and hydraulic oil monitoring sensor.

** Hitachi Construction Machinery cannot be held liable for theft, any system will just minimize the risk of theft.

Prior to operating this machine, including satellite communication system, in a country other than a country of its intended use, it may be necessary to make modifications to it so that it complies with the local regulatory standards (including safety standards) and legal requirements of that particular country. Please do not export or operate this machine outside the country of its intended use until such compliance has been confirmed. Please contact your Hitachi dealer in case of questions about compliance.

These specifications are subject to change without notice.

Illustrations and photos show the standard models, and may or may not include optional equipment, accessories, and all standard equipment with some differences in color and features. Before use, read and understand the Operator's Manual for proper operation.