

財政状態

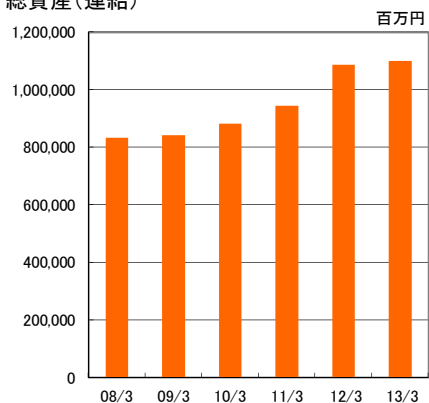
連結

	03/3	04/3	05/3	06/3	07/3	08/3	09/3	10/3	11/3	12/3	13/3
総資産	373,755	407,049	463,812	552,341	655,326	833,096	841,353	883,047	944,370	1,086,116	1,099,901
自己資本	74,321	91,132	131,318	157,173	192,393	309,359	293,446	304,808	306,106	322,570	361,163
有利子負債	153,003	152,152	154,786	152,953	165,910	190,650	300,626	307,754	327,768	388,904	393,102
自己資本比率(%)	19.9	22.4	28.3	28.5	29.4	37.1	34.9	34.5	32.4	29.7	32.8
1株当たり純資産(円)	460.98	520.93	673.81	807.17	987.56	1,446.55	1,422.54	1,441.73	1,447.52	1,522.86	1,704.34

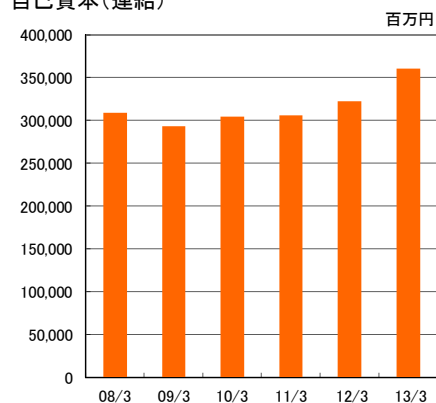
単独

	03/3	04/3	05/3	06/3	07/3	08/3	09/3	10/3	11/3	12/3	13/3
総資産	259,845	275,108	328,315	339,889	387,188	482,309	444,910	479,474	513,348	595,712	568,928
自己資本	88,485	99,770	132,610	145,382	167,034	267,616	251,635	248,599	246,907	252,250	230,200
有利子負債	100,968	80,824	85,870	69,092	63,128	41,080	88,876	136,196	125,373	156,552	161,908
自己資本比率(%)	34.1	36.3	40.4	42.8	43.1	55.5	56.6	51.8	48.1	42.3	40.5
1株当たり純資産(円)	549.10	570.48	680.40	746.61	857.39	1,251.36	1,219.85	1,175.86	1,167.58	1,190.88	1,086.32
発行済株式総数(株)	161,065,720	175,567,038	195,865,038	196,048,038	196,095,038	215,115,038	215,115,038	215,115,038	215,115,038	215,115,038	215,115,038

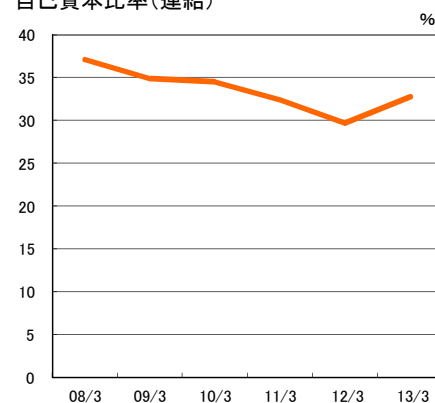
総資産(連結)



自己資本(連結)



自己資本比率(連結)



1株当たり純資産(連結)

